







		Price / Status / MLS #	List Price	Sold Price	Sold Date	Days On Market	Bedrooms	Total Bathrooms	Garage Spaces	Sq. Ft.	Lot Size	List/Sold Price Sqft
1		\$134,750 2215 West Shore Dr Delafield, WI 530181014 Sold / 1063430	139,500	134,750	03/30/2009	14	2	1	1		170x53	NA / NA
2		\$140,000 W297N2081 W Glen Cove Rd Delafield, WI 53072-4830 Sold / 1051188	139,900	140,000	02/25/2009	86	3	1	1		.43 acre per tax bill	NA / NA
3		\$135,000 1605 W Shore Dr Delafield, WI 53018-1226 Sold / 1096540	139,900	135,000	11/06/2009	57	4	1	2	1,318	.172	106.15 / 102.43
4		\$142,100 221 S Cushing Park Rd Delafield, WI 530181703 Sold / 1045396	155,000	142,100	06/19/2009	200	2	1	2.5		650 x 72.5	NA / NA
5		\$158,000 511 Wisconsin Delafield, WI 53018-1443 Sold / 1076016	159,900	158,000	07/08/2009	42	3	1	2.5	1,122	.254	142.51 / 140.82
6		\$165,000 1921 Bark River Dr Delafield, WI 53029-9356 Sold / 1009747	174,900	165,000	05/28/2009	259	4	1.5	0	1,325	.782 Acres	132 / 124.53
7		\$176,500 1026 Main St Delafield, WI 53018-1616 Sold / 1053495	176,500	176,500	03/26/2009	87	3	1	1	1,190	.331 ac/municipality	148.32 / 148.32
8		\$168,000 N14W29661 Silvernail Rd Delafield, WI 53072-4849 Sold / 1048575	179,000	168,000	07/20/2009	178	4	1	3.5		1.43 Ac TBV	NA / NA
9		\$180,000 336 Evelyn Ave Delafield, WI 53018-1717 Sold / 1106575	179,900	180,000	12/04/2009	4	3	2	2.5	1,232	.70	146.02 / 146.1
10		\$181,850 4017 Nagawicka Delafield, WI 53029-8810 Sold / 1072096	187,500	181,850	05/22/2009	13	3	1.5	2.5	2,153	.685	87.09 / 84.46
11		\$210,000 N30W28812 Lakeside Dr Delafield, WI 53072-3310 Sold / 1075500	219,900	210,000	11/16/2009	149	3	1.5	2		1/4 less than 1/2	NA / NA
12		\$217,000 W316N622 Heather Hill Delafield, WI 53018-2844 Sold / 1100221	224,900	217,000	09/29/2009	13	3	1.5	2		.93	NA / NA
13		\$215,579.75 144 Hilly Oak DR Delafield, WI 53018-	224,900	215,579.75	04/10/2009	236	3	2.5	3		0.727 Per County	NA / NA





		1719 Sold / 1032496												
14		\$188,000 2906 Nagawicka Ave Delafield, WI 53018-1014 Sold / 1052133	224,900	188,000	04/15/2009	67	2	2	1	1,650	0.286		136.3 / 113.94	
15		\$233,900 S15W32028 High Meadow Cir Delafield, WI 53018-3502 Sold / 1075570	233,500	233,900	08/03/2009	80	3	2.5	3	2,000	1 Acre		116.75 / 116.95	
16		\$198,500 W296N471 Blodwen Dr Delafield, WI 53188-9456 Sold / 1087118	239,500	198,500	08/07/2009	28	2	3	2.5	1,550	2.4		154.52 / 128.06	
17		\$222,000 414 Oakwood Delafield, WI 53018-1118 Sold / 1009682	239,900	222,000	01/30/2009	185	3	2.5	1.5	1,851	.597		129.61 / 119.94	
18		\$227,500 1318 Dekoven ST Delafield, WI 53018-1428 Sold / 1078610	243,000	227,500	12/15/2009	183	3	2.5	2		1/2 acre +/-		NA / NA	
19		\$235,000 2115 N Genesee St Delafield, WI 53018-1211 Sold / 1088332	249,888	235,000	12/17/2009	66	3	2	2	1,746	1.08 acres per tax		143.12 / 134.59	
20		\$238,900 N8W30025 Woodcrest Dr Delafield, WI 53188-9430 Sold / 1082426	249,900	238,900	07/30/2009	61	3	1.5	2.5	2,000	1.65 acres		124.95 / 119.45	
21		\$250,000 W300N1090 McDowell Rd Delafield, WI 53188-9433 Sold / 1029639	259,000	250,000	01/09/2009	130	4	2.5	2.5		1.580		NA / NA	
22		\$247,000 N11W31342 Fairfield Way Delafield, WI 53018-2730 Sold / 1090480	259,500	247,000	08/24/2009	22	3	1.5	2.5		220x364x180x363		NA / NA	
23		\$250,000 W280N1375 Cloverleaf Ln Delafield, WI 53072-5156 Sold / 1050691	259,800	250,000	07/09/2009	178	3	3	4		1.42 ac per tax bill		NA / NA	
24		\$230,000 N3W29521 Bryn Dr Delafield, WI 53188-9457 Sold / 1096266	259,900	230,000	11/13/2009	48	5	1.5	3		1.84 Acres		NA / NA	
25		\$252,000 W329S316 Kettle Moraine Dr. Delafield, WI 53018-9999 Sold / 1042459	259,900	252,000	10/23/2009	353	3	2	2		199X176		NA / NA	
26		\$239,000 1362 Wilderness Trl Delafield, WI 53018-1955	259,900	239,000	06/26/2009	313	3	2	2	1,782	.528		145.85 / 134.12	

		Sold / 1028011											
27		\$269,000 S7W31384 Margaret Mary Ct Delafield, WI 531839715 Sold / 1084676	269,000	269,000	07/16/2009	8	3	2	2.5		1.84 acres TBV	NA / NA	
28		\$267,000 W284N934 Cherry Ln Delafield, WI 53188- 9344 Sold / 1046064	279,000	267,000	01/30/2009	24	4	3.5	2		.95 acres TBV	NA / NA	
29		\$280,000 W314N1035 Yorktown Ct Delafield, WI 53018- 2710 Sold / 1060683	289,900	280,000	03/31/2009	23	4	1.5	2.5		1.5 acre	NA / NA	
30		\$285,000 263 Evelyn Ave Delafield, WI 53018- 1714 Sold / 1038011	293,800	285,000	01/02/2009	85	3	2.5	2.5	2,580	.612	113.88 / 110.47	
31		\$275,000 W319N354 Sandy Hollow Ct Delafield, WI 53018- 2808 Sold / 1099894	298,900	275,000	11/02/2009	59	3	3	2.5	0	2.350	NA / NA	
32		\$280,000 W294N510 Bryn Dr Delafield, WI 53188- 9429 Sold / 1067428	299,900	280,000	06/15/2009	21	3	1.5	2	1,530	3.982	196.01 / 183.01	
33		\$280,000 N9W31035 Concord Ct Delafield, WI 53018- 2727 Sold / 1092296	299,900	280,000	11/20/2009	91	4	2.5	2.5	2,300	1.8	130.39 / 121.74	
34		\$280,000 2465 Grove Ct. Delafield, WI 53018- 1075 Sold / 1053108	300,000	280,000	05/15/2009	139	4	2.5	2.5	2,250	1 acre	133.33 / 124.44	
35		\$274,500 W316S771 Hidden Hollow Delafield, WI 53018- 3210 Sold / 1080632	300,000	274,500	09/25/2009	89	4	2	2	1,800	Approx 1 acre	166.67 / 152.5	
36		\$305,000 W319N358 Sandy Hollow Ct Delafield, WI 53018- 2808 Sold / 1074025	314,900	305,000	10/23/2009	153	3	2.5	2.75	2,024	1.41 Acres	155.58 / 150.69	
37		\$300,000 W285N819 Cherry LN Delafield, WI 53188- 9066 Sold / 1031932	319,900	300,000	07/31/2009	299	3	3	4		2 acres +/-	NA / NA	
38		\$285,000 3324 Bay View Ct Delafield, WI 53018- 1004 Sold / 1096969	325,000	285,000	09/18/2009	12	3	2	2	1,710	.0279 acre	190.06 / 166.67	
39		\$287,900 W303N2665 Maple Ave Delafield, WI 53072- 4244 Sold / 1078220	334,000	287,900	08/17/2009	69	3	2	4		.42 acres per wiredata	NA / NA	

40		\$287,900 W303N2665 Maple Ave Delafield, WI 53072-4244 Sold / 1028198	334,000	287,900	08/17/2009	378	3	2	4		.42 acres per wiredata	NA / NA
41		\$329,000 2518 N Maple Delafield, WI 53072-4243 Sold / 1029756	344,000	329,000	01/22/2009	132	4	2.5	2	1,782	.15 acre	193.04 / 184.62
42		\$330,000 W310N1140 Bunker Hill TL Delafield, WI 53018-2716 Sold / 1063697	349,900	330,000	05/18/2009	46	3	2.5	2.5	2,000	2.8 acres +/-	174.95 / 165
43		\$335,000 N2W28897 Sylvan TI Delafield, WI 53188-9336 Sold / 1028369	354,900	335,000	01/27/2009	163	4	2.5	2.5	2,600	TBV	136.5 / 128.85
44		\$323,900 2120 Nagawicka RD Delafield, WI 53029-8859 Sold / 1037603	359,000	323,900	02/27/2009	142	3	2.5	4	2,387	1.596 Acres	150.4 / 135.69
45		\$337,500 W291N780 Windrift Ct Delafield, WI 53018-9410 Sold / 1074929	364,000	337,500	07/17/2009	61	4	2.5	2.5	3,206	1.75 Per Town	113.54 / 105.27
46		\$358,000 116 Muir Valley Rd Delafield, WI 53018-1950 Sold / 1040076	364,900	358,000	03/02/2009	14	4	2.5	3.5	2,591	.764 Acre	140.83 / 138.17
47		\$335,000 N11W31107 Bunker Hill TL Delafield, WI 53018-2715 Sold / 1075368	365,000	335,000	08/06/2009	87	4	2.5	2.5	2,647	1.52 Acres	137.89 / 126.56
48		\$340,000 W300N1540 Timber Brook Delafield, WI 53072-4882 Sold / 1039295	369,000	340,000	12/07/2009	447	3	2.5	3.5		.75 Acres TBV	NA / NA
49		\$368,000 W281 N 1811 Golf View Drive Delafield, WI 53072-5126 Sold / 1055716	374,900	368,000	03/27/2009	37	3	2.5	2.5	2,100	250x140x269x92	178.52 / 175.24
50		\$355,000 66 W Cedar Valley Delafield, WI 53018-1756 Sold / 1043128	374,900	355,000	06/30/2009	207	3	2	2.5		1.5 Acres	NA / NA
51		\$370,000 1989 Hillcrest DR Delafield, WI 53018-1115 Sold / 1090257	379,900	370,000	11/09/2009	96	4	3.5	3	3,000	.83 acre	126.63 / 123.33
52		\$380,600 2822 Meadow Ln Delafield, WI 53029-8898 Sold / 1051731	389,900	380,600	02/11/2009	36	3	2.5	2.5		1.95 Acre	NA / NA
		\$383,000 N16W29926	399,000	383,000	07/28/2009	72	5	3	3.5		.740 acre	NA / NA

79		Hill Ct Delafield, WI 53072-2428 Sold / 1042865												
80		\$602,000 N21W29802 Glen Cove Rd Delafield, WI 53072-4842 Sold / 1081285	649,900	602,000	11/09/2009	161	3	2	2.5		51x275x49x51		NA / NA	
81		\$600,000 3231 Sylvester Dr Delafield, WI 53029 Sold / 1100359	649,900	600,000	12/01/2009	44	3	2.5	2.5	2,377	52x225x50x222		273.41 / 252.42	
82		\$600,000 W307N2892 Fieldwood Dr Delafield, WI 53018-4288 Sold / 1051901	660,000	600,000	08/05/2009	232	5	3.5	3.5	5,200	1.17 Acres		126.92 / 115.38	
83		\$650,000 N29W30700 Foxwood DR Delafield, WI 53072-4291 Sold / 1012957	675,000	650,000	01/06/2009	190	4	3.5	3.5	3,940	1.05 acres		171.32 / 164.97	
84		\$635,000 N28W30211 Red Hawk Ct Delafield, WI 53072-4270 Sold / 1074735	687,500	635,000	09/01/2009	100	4	3.5	3	3,400	.94 acre		202.21 / 186.76	
85		\$679,500 W293N3752 Round Hill Cir Delafield, WI 53072-3168 Sold / 1040908	709,900	679,500	05/01/2009	162	5	4.5	3.5		.734 acres TBV		NA / NA	
86		\$740,000 N11W29828 St. James Way Delafield, WI 53188-9317 Sold / 1069209	740,000	740,000	03/17/2009	1	5	3.5	3.4	4,600	1.5 Acres		160.87 / 160.87	
87		\$728,500 158 S Laurel Cir Delafield, WI 53018-0000 Sold / 1095834	749,900	728,500	08/05/2009	26	4	3.5	3		1 + acre TBV		NA / NA	
88		\$775,000 W301N2881 Foxwood Dr Delafield, WI 53072 Sold / 1089607	775,000	775,000	05/29/2009	1	4	4.5	3.5		1.196 Acres		NA / NA	
89		\$755,000 259 E Laurel Cir Delafield, WI 53018-1162 Sold / 1042892	777,000	755,000	07/10/2009	222	4	4.5	3.5	4,347	1.66 Acres		178.74 / 173.68	
90		\$783,240 N21W28682 Louis AVE Delafield, WI 53072-5062 Sold / 1061964	849,000	783,240	06/12/2009	115	4	3	3	2,200	.44 Acres		385.91 / 356.02	
91		\$818,750 N8W28625 Shepherds Way Delafield, WI 53188-9494 Sold / 1065837	849,900	818,750	06/20/2009	34	5	4.5	4.5	6,400	1.210 acres		132.8 / 127.93	
92		\$775,000 148 S Laurel Cir Delafield, WI 53018-1161	898,500	775,000	07/20/2009	121	4	3.5	3	4,126	1.7 acres TBV		217.77 / 187.83	

		Sold / 1067514											
93		\$796,000 3348 Nagawicka Ave Delafield, WI 53018-1021 Sold / 1053195	899,000	796,000	05/22/2009	17	6	5	2		50x168x109x180	NA / NA	
94		\$1,091,000 3388 N Conservancy Delafield, WI 53072 Sold / 1037417	998,900	1,091,000	03/27/2009	67	5	3.5	3	4,600	105x201x210x210	217.15 / 237.17	
95		\$875,000 1861 Carriage Hills Dr Delafield, WI 53018-1246 Sold / 994259	999,000	875,000	10/26/2009	582	4	4.5	3.5		.689 Acre	NA / NA	
96		\$962,500 2035 Coachlight Ct Delafield, WI 53018 Sold / 1048636	1,095,000	962,500	07/27/2009	156	4	4.5	3.5	6,500	80x212x270x195	168.46 / 148.08	
97		\$1,025,000 243 E Laurel Cir Delafield, WI 53018-1162 Sold / 1056084	1,175,000	1,025,000	06/15/2009	110	4	4.5	3.5	6,981	2.293 Acres	168.31 / 146.83	
98		\$1,025,000 N23W28896 Louis AVE Delafield, WI 53072-5031 Sold / 1067461	1,199,000	1,025,000	11/05/2009	224	4	3.5	2.5	3,264	.60 Acres	367.34 / 314.03	
99		\$1,160,000 W285N3434 Conservancy Dr Delafield, WI 53018-9999 Sold / 993180	1,269,215	1,160,000	05/08/2009	419	5	5.5	4		.79 Acre	NA / NA	
100		\$1,120,500 2035 Evergreen LN Delafield, WI 53029-9342 Sold / 1084277	1,279,000	1,120,500	08/31/2009	66	3	2.5	2.5	2,432	1.18 Acres	525.9 / 460.73	
101		\$1,024,000 N27W30328 Grandhaven Dr Delafield, WI 53072-4298 Sold / 1088908	1,279,000	1,024,000	09/30/2009	42	5	6.5	4		1 less than 3 AC TBV	NA / NA	
102		\$1,150,000 W287N3299 Woodgate Ct Delafield, WI 53072-3327 Sold / 1056864	1,299,900	1,150,000	02/27/2009	14	5	5.5	4	6,124	185X166X187X155	212.26 / 187.79	
103		\$1,250,000 N24W30367 Maple AVE Delafield, WI 53072-4258 Sold / 1067589	1,399,000	1,250,000	08/21/2009	136	4	3.5	3	5,001	1.7 acres	279.74 / 249.95	
104		\$1,200,000 N26W30249 Maple Ave West Delafield, WI 53072-4256 Sold / 989334	1,400,000	1,200,000	04/10/2009	382	4	3.5	3	4,806	55,003 sf (shared)	291.3 / 249.69	
105		\$1,125,000 N22W28656 Louis Ave Delafield, WI 53072-5025 Sold / 1066799	1,489,000	1,125,000	11/11/2009	232	4	2.5	5		100x491x105x460	NA / NA	

106		\$1,250,000 2023 Evergreen LN Delafield, WI 53029-9342 Sold / 997621	1,550,000	1,250,000	04/27/2009	377	4	3	3	4,000	.66 acre	387.5 / 312.5
107		\$1,500,000 W30N2892 GRANDHAVEN DR Delafield, WI 53072 Sold / 1071186	1,699,000	1,500,000	06/15/2009	71	5	5.5	4	9,700	APPROX 2 ACRES	175.15 / 154.64
108		\$1,650,000 W286N3374 Stone Fence Ct Delafield, WI 53072-3323 Sold / 1061032	1,799,000	1,650,000	12/21/2009	277	5	5.5	4	8,800	.761 of an acre	204.43 / 187.5
109		\$1,905,000 2029 Evergreen LN Delafield, WI 53029-9342 Sold / 1071649	2,099,000	1,905,000	05/15/2009	25	6	3.5	3	2,405	2.215 Acres	872.77 / 792.1

Information is supplied by seller and other third parties and has not been verified.

Copyright 2010 by Multiple Listing Service, Inc. See [copyright notice](#).

Prepared by Your Local Home Team, Brad Koenig and Kati Hatfield 262-719-7393, on Monday, January 11, 2010 7:17 PM

Compare

	Original Price	List Price	Sale Price	CDOM	Price Chg	% Price Chg
Volume	\$63,830,756	\$60,041,003	\$55,054,869			
■ Average	\$585,603	\$550,834	\$505,090	208	\$-59,214	-9.99%
■ Median	\$439,900	\$399,000	\$383,000	162	\$-33,700	-7.31%
■ Low	\$139,500	\$139,500	\$134,750	1	\$-350,000	-29.88%
■ High	\$2,099,000	\$2,099,000	\$1,905,000	794	\$-900	-0.3%
Number of listings*	109 w/Orig. Pr.	109	109 sold	109		64 changed prices

* The number of listings in each column reflects how many listings are represented by the aggregate statistics (average, median, etc.). The statistics across any row of aggregate statistics may not all refer to the same listing.