




















		Price / Status / MLS #	List Price	Sold Price	Sold Date	Days On Market	Bedrooms	Total Bathrooms	Garage Spaces	Sq. Ft.	Lot Size	List/Sold Price Sqrt
1		\$248,000 13745 W Maria Dr New Berlin, WI 53151-6893 Sold / 1101434	254,900	248,000	12/15/2009	77	3	2	2.5	1,824	Approx .5 Acre	139.75 / 135.96
2		\$249,900 3230 S Russell Rd New Berlin, WI 53151-4633 Sold / 1082233	254,900	249,900	07/28/2009	52	4	1.5	2	1,960	.26 acre	130.05 / 127.5
3		\$239,000 15450 W Doverhill Ln New Berlin, WI 53151-5715 Sold / 1079965	257,900	239,000	07/31/2009	40	4	2.5	2		.23 per city	NA / NA
4		\$249,000 4139 S Regal Manor Ct New Berlin, WI 53151-9204 Sold / 1066979	259,800	249,000	05/20/2009	32	3	2	2.5	1,704	0.34 Acre	152.46 / 146.13
5		\$224,900 13311 W Ferguson Rd New Berlin, WI 53151-2503 Sold / 1051611	259,900	224,900	07/01/2009	109	3	2	2.7		100x173x100x174	NA / NA
6		\$254,000 15305 W Linfield Ln New Berlin, WI 53151-5856 Sold / 1087248	259,900	254,000	10/30/2009	98	4	1.5	2.5	1,885	.23 Acre	137.88 / 134.75
7		\$242,000 16100 W Maple Ridge Rd New Berlin, WI 53151-6640 Sold / 1077117	259,900	242,000	07/16/2009	67	3	1.5	2.5	1,932	0.23 acre	134.52 / 125.26
8		\$242,000 3060 S Rolling Dr New Berlin, WI 53146-2529 Sold / 1061602	259,900	242,000	04/13/2009	55	3	2	2	1,664	1.08 Acres	156.19 / 145.43
9		\$236,000 16730 W Salentine Dr New Berlin, WI 53151-7344 Sold / 1091904	259,900	236,000	10/30/2009	95	3	2.5	4	1,849	.47	140.56 / 127.64
10		\$240,000 3585 S Willow Glen Dr New Berlin, WI 53151-5370 Sold / 1036048	264,900	240,000	02/20/2009	44	4	2.5	2.5	2,152	.28 Acre	123.09 / 111.52
11		\$259,500 3821 Sunny View Dr New Berlin, WI 53151-6033 Sold / 1044646	265,000	259,500	06/29/2009	215	3	2.5	2		100x200	NA / NA
12		\$268,900 12665 W Scarborough Ct New Berlin, WI 53151-9037 Sold / 1082092	268,900	268,900	07/08/2009	6	3	2.5	2.5	1,610	53x119x147x132	167.02 / 167.02
		\$260,000 4280 S Victoria Cir	268,900	260,000	10/22/2009	25	3	3	2.5		114x121x79x138	NA / NA














		53151-3058 Sold / 1093108													
27		\$264,400 4315 S Longview Dr New Berlin, WI 53151-9220 Sold / 1067438	279,000	264,400	05/26/2009	37	3	2.5	2	1,965	82x120		141.98 / 134.55		
28		\$262,500 3295 S 149th St New Berlin, WI 53151-4371 Sold / 1061527	279,800	262,500	05/04/2009	51	4	2.5	2.5	2,266	105x120		123.48 / 115.84		
29		\$265,000 16005 W Armour Ave New Berlin, WI 53151-6611 Sold / 1060421	279,900	265,000	04/13/2009	49	4	1.5	2.5	2,034	.250		137.61 / 130.29		
30		\$245,000 18725 W Observatory Rd New Berlin, WI 53146-3401 Sold / 1076795	279,900	245,000	10/29/2009	147	3	2	2.5	1,680	3.16 AC		166.61 / 145.83		
31		\$270,000 4625 S Scot Dr New Berlin, WI 53151-6655 Sold / 1089226	285,000	270,000	08/28/2009	15	4	3.5	2.5	2,310	.23 acres		123.38 / 116.88		
32		\$283,000 13165 W Scarborough Dr New Berlin, WI 53151-6179 Sold / 1042971	287,700	283,000	01/23/2009	95	3	2.5	2.5	2,254	TBV		127.64 / 125.55		
33		\$287,930 3020 S 145th St New Berlin, WI 53151-1233 Sold / 1071221	287,930	287,930	06/05/2009	17	3	2.5	2.5		.280		NA / NA		
34		\$287,900 15950 W Marietta Dr New Berlin, WI 53151-6644 Sold / 1097617	288,900	287,900	10/15/2009	17	3	2	2.5	1,976	.25		146.2 / 145.7		
35		\$278,500 21520 W Lochleven Ln New Berlin, WI 53146-4736 Sold / 1063300	289,890	278,500	05/05/2009	14	3	2.5	2.5	1,812	.5ac		159.98 / 153.7		
36		\$274,200 18480 W Dena Dr New Berlin, WI 53146-2822 Sold / 1052111	289,900	274,200	02/27/2009	67	3	3.5	2.5	1,953	1.02 Acre		148.44 / 140.4		
37		\$270,000 4475 S DELPHINE DR New Berlin, WI 53151-9203 Sold / 1026538	289,900	270,000	05/22/2009	284	4	2.5	2.5	2,413	.28 ACRE		120.14 / 111.89		
38		\$280,000 12740 W Hickory Rd New Berlin, WI 53151-4625 Sold / 959636	289,900	280,000	05/22/2009	511	3	2.5	2	2,222	00 x 00		130.47 / 126.01		
		\$269,900 13300 W Howard	289,900	269,900	12/30/2009	29	3	2.5	3	2,022	0.505 Acre		143.37 / 133.48		







39		Ave New Berlin, WI 53151-6004 Sold / 1108926												
40		\$277,000 13990 W Paddock Pkwy New Berlin, WI 53151-2476 Sold / 1074360	294,900	277,000	06/22/2009	25	3	2	2.5		120x195		NA / NA	
41		\$305,000 15875 W Armour Ave New Berlin, WI 53151-6607 Sold / 1087616	297,800	305,000	08/21/2009	5	4	2.5	2.8	2,300	100x111x100x114		129.48 / 132.61	
42		\$285,900 12980 W Grange Ave New Berlin, WI 53151-8123 Sold / 1055209	299,800	285,900	03/02/2009	10	3	2.5	3.9	2,417	120x165x117x173		124.04 / 118.29	
43		\$299,900 4710 ASPEN CT New Berlin, WI 53151-7474 Sold / 1100019	299,900	299,900	10/30/2009	25	3	2.5	3	2,264	TBV		132.46 / 132.46	
44		\$285,000 16140 W Melody Dr New Berlin, WI 53151-6659 Sold / 1076555	299,900	285,000	08/04/2009	51	3	2	2.5	1,829	0.29 Acre		163.97 / 155.82	
45		\$294,000 12930 W North Ln New Berlin, WI 53151-9005 Sold / 1091556	299,900	294,000	08/31/2009	45	3	2	2.5	1,864	.30 Acre per tax record		160.89 / 157.73	
46		\$280,000 4151 S Regal Manor Ct New Berlin, WI 53151-9204 Sold / 1031324	299,900	280,000	03/02/2009	168	4	2.5	2.5		TBV		NA / NA	
47		\$275,000 2340 S Ronke Ln New Berlin, WI 53151-2962 Sold / 1051995	299,900	275,000	02/20/2009	67	4	2.5	2.5	2,018	0.380 acres		148.61 / 136.27	
48		\$290,000 17140 W Salentine Dr New Berlin, WI 53151-7351 Sold / 1057111	299,900	290,000	05/15/2009	112	3	2	2.5	2,598	.47ACRE per New Berlin		115.43 / 111.62	
49		\$277,500 12890 W Scarborough Ct New Berlin, WI 53151-6128 Sold / 1049086	299,900	277,500	04/30/2009	128	2	3	2.5	2,001	0.25 acres		149.88 / 138.68	
50		\$293,000 15019 W Vera Cruz Ct New Berlin, WI 53151-4331 Sold / 1088591	299,900	293,000	08/27/2009	50	4	2.5	2.5	2,120	.31		141.46 / 138.21	
51		\$280,000 12665 W Weatherstone Blvd New Berlin, WI 53151-9034 Sold / 1098811	299,900	280,000	10/28/2009	44	3	2.5	2.5		93x131x108x130		NA / NA	
		\$295,000	304,800	295,000	03/27/2009	77	4	3.5	2	2,021	.79 Acre		150.82 /	

52		2331 S Meadowlark Dr New Berlin, WI 53151-3163 Sold / 1054810											145.97
53		\$298,500 14230 W Fieldpointe New Berlin, WI 53151-1221 Sold / 1092054	309,500	298,500	11/02/2009	87	3	2.5	2.5	2,034	.29 Acre		152.16 / 146.76
54		\$292,100 4995 Guerin PASS New Berlin, WI 53151-7552 Sold / 1076526	309,900	292,100	07/23/2009	84	3	2.5	2.5	2,004	.56 per Wiredata		154.64 / 145.76
55		\$315,250 14130 W Meadowshire Dr New Berlin, WI 53151-2461 Sold / 1081976	309,900	315,250	07/29/2009	8	3	2.5	2.6	2,002	91x185x80x200x68		154.8 / 157.47
56		\$303,500 1535 S Westwoods RD New Berlin, WI 53146-1352 Sold / 1086096	309,900	303,500	12/15/2009	139	4	2	3		.53		NA / NA
57		\$288,000 12805 W Wimbledon Dr New Berlin, WI 53151-6142 Sold / 1061272	309,900	288,000	12/14/2009	282	4	2.5	2.5	2,418	.240		128.16 / 119.11
58		\$307,000 12850 W North Ln New Berlin, WI 53151-9055 Sold / 1084738	319,900	307,000	08/24/2009	15	3	2.5	2.5	2,096	0.320		152.62 / 146.47
59		\$317,500 12525 W Scarborough Dr New Berlin, WI 53151-6133 Sold / 1101249	319,900	317,500	10/30/2009	17	4	2.5	2.5	2,296	0.22		139.33 / 138.28
60		\$313,000 12645 W Scarborough Ct New Berlin, WI 53151-9037 Sold / 1095132	321,900	313,000	10/06/2009	23	4	2.5	2.8	2,536	75x118x13x120x105		126.93 / 123.42
61		\$318,900 12985 W Wimbledon Dr New Berlin, WI 53151-6170 Sold / 1101188	322,800	318,900	11/16/2009	44	4	2	2.5	2,275	.23 acre		141.89 / 140.18
62		\$313,500 17001 W National Ave New Berlin, WI 53151-5523 Sold / 1074387	324,800	313,500	07/01/2009	23	4	2.5	2.5	3,023	.66 acre		107.44 / 103.7
63		\$325,000 12595 W North Ln New Berlin, WI 53151-9048 Sold / 1083424	329,900	325,000	08/17/2009	42	3	2	2.5		1/2 acre		NA / NA
64		\$320,900 12645 W North Ln New Berlin, WI 53151-9049 Sold / 1081193	329,900	320,900	10/16/2009	17	3	2.5	3	2,362	not verified		139.67 / 135.86

65		\$329,900 4136 S Victoria Ct New Berlin, WI 53151-6147 Sold / 1073388	329,900	329,900	07/01/2009	20	4	3	2.5	2,578	50x134x154x124	127.97 / 127.97
66		\$320,000 4920 S Radisson Ct New Berlin, WI 53151-7678 Sold / 1073411	330,000	320,000	07/29/2009	78	4	2.5	2.5	2,993	.36 Acre	110.26 / 106.92
67		\$337,000 3339 S Highpointe Dr New Berlin, WI 53151-4695 Sold / 1082802	339,800	337,000	07/31/2009	43	3	2.5	2.5		.34 per Wiredata	NA / NA
68		\$336,000 12895 W Euclid Ct New Berlin, WI 53151-4693 Sold / 1070497	339,900	336,000	07/17/2009	78	4	2.5	2.5	2,370	0.45 acre	143.42 / 141.77
69		\$333,000 4720 S Forest Ave New Berlin, WI 53151-7400 Sold / 1048815	339,900	333,000	01/30/2009	34	4	2.5	2		See survey	NA / NA
70		\$335,000 5010 S Loftus Ln New Berlin, WI 53151-7548 Sold / 1070279	339,900	335,000	09/30/2009	156	3	2.5	2.5	2,413	.52	140.86 / 138.83
71		\$328,500 14075 W Redwood Dr New Berlin, WI 53151-5200 Sold / 1068395	345,000	328,500	12/10/2009	249	3	2.5	2.5	2,380	.350	144.96 / 138.03
72		\$330,000 13310 W CRESTWOOD CT New Berlin, WI 53151-4700 Sold / 1091548	349,750	330,000	10/26/2009	78	3	2.5	2.5	2,647	APPROX 1/3 ACRE	132.13 / 124.67
73		\$344,800 2175 S EAST Ln New Berlin, WI 53146-1806 Sold / 1056010	349,900	344,800	03/31/2009	26	3	2.5	3.25	2,069	2.01	169.12 / 166.65
74		\$340,000 14555 W Park Ave New Berlin, WI 53151-2312 Sold / 1093329	349,900	340,000	09/11/2009	20	3	2.5	2.5	2,664	.460 Acre 110x183	131.34 / 127.63
75		\$330,000 4880 S Forest Ave New Berlin, WI 53151 Sold / 1042366	354,900	330,000	02/20/2009	126	3	3.5	2.5	2,267	.510	156.55 / 145.57
76		\$345,000 3550 S Mcintosh Ln New Berlin, WI 53151-5271 Sold / 1079685	359,000	345,000	09/28/2009	130	4	2.5	2	2,678	89x131x199x175	134.06 / 128.83
77		\$335,000 5115 S La Salle Dr New Berlin, WI 53151-8233 Sold / 1083270	359,900	335,000	08/28/2009	57	3	2.5	2.5	2,627	100x167x158x135	137 / 127.52
78		\$345,000 12940 W Peachtree Dr New Berlin, WI 53151-7623	359,900	345,000	06/30/2009	54	4	2.5	3	2,254	.560 Acre	159.67 / 153.06

		Sold / 1068470												
79		\$345,000 4570 S Sommerset Dr New Berlin, WI 53151-6876 Sold / 1080416	359,900	345,000	10/23/2009	121	4	2.5	3	2,548	.49		141.25 / 135.4	
80		\$351,000 13965 W Sun Valley Dr New Berlin, WI 53151-6871 Sold / 1084320	364,900	351,000	10/06/2009	96	4	2.5	2.7	2,689	NVF		135.7 / 130.53	
81		\$352,900 3998 S Victoria Cir New Berlin, WI 53151-6196 Sold / 1079036	364,900	352,900	08/24/2009	86	4	2.5	3.5	2,912	93x126x88x126		125.31 / 121.19	
82		\$360,000 13720 W Wildflower Ln New Berlin, WI 53151-7557 Sold / 1061107	364,900	360,000	07/15/2009	109	4	2.5	3.5		103x170x88x166		NA / NA	
83		\$365,000 2115 S Parkside Dr New Berlin, WI 53151-2383 Sold / 1100798	365,000	365,000	10/30/2009	9	3	2.5	2.5	2,200	.33 acre		165.91 / 165.91	
84		\$363,000 3309 S Highpointe Dr New Berlin, WI 53151-4695 Sold / 1066939	368,900	363,000	08/31/2009	127	3	2.5	3	2,408	0.410		153.2 / 150.75	
85		\$385,000 5970 Kelly Ct New Berlin, WI 53151-8768 Sold / 1078112	369,900	385,000	06/15/2009	13	4	2.5	3	2,912	.580		127.03 / 132.21	
86		\$369,900 3565 S Mcintosh LN New Berlin, WI 53151-5271 Sold / 1067500	369,900	369,900	04/30/2009	4	4	2.5	3	3,278	.39 Acres		112.84 / 112.84	
87		\$358,000 13740 W Stratford Dr New Berlin, WI 53151-6246 Sold / 1084820	372,900	358,000	09/25/2009	59	4	3	2.5	2,700	92x188x92x183		138.11 / 132.59	
88		\$368,400 13580 W Wembly Dr New Berlin, WI 53151-6201 Sold / 1095512	372,900	368,400	10/28/2009	50	3	2.5	2.8		90x135		NA / NA	
89		\$373,000 2277 S Woodshire Ct New Berlin, WI 53151-2398 Sold / 1080000	374,900	373,000	07/07/2009	7	4	2.5	3	2,700	.29		138.85 / 138.15	
90		\$365,000 2120 S Cherrywood Ct New Berlin, WI 53151-2394 Sold / 1080614	379,500	365,000	07/22/2009	24	3	2.5	3.5	2,900	129x113x125x116		130.86 / 125.86	
91		\$365,000 13675 W Sun Valley Dr	379,900	365,000	11/16/2009	155	3	3.5	2.5	2,493	.550 Acres		152.39 / 146.41	

		New Berlin, WI 53151-6880 Sold / 1078815											
92		\$364,000 14900 W Woodview Ct New Berlin, WI 53151-2390 Sold / 1067814	379,900	364,000	07/22/2009	36	3	3.5	3.5	2,419	57x168x62x185x121	157.05 / 150.48	
93		\$377,000 4730 S Rolling Meadow Dr New Berlin, WI 53146-4008 Sold / 1067936	399,000	377,000	09/28/2009	124	4	2.5	3	2,690	1.53 Acres	148.33 / 140.15	
94		\$388,000 4830 Ash Ct New Berlin, WI 53151-7473 Sold / 1106801	399,900	388,000	12/18/2009	53	4	2.5	3	2,795	.5 acre	143.08 / 138.82	
95		\$419,000 3990 S Stonewood Rd New Berlin, WI 53151-6192 Sold / 1083476	419,900	419,000	08/21/2009	6	4	3.5	2.5	3,219	0.28	130.44 / 130.16	
96		\$404,000 3465 S Highpointe Dr New Berlin, WI 53151-4705 Sold / 1052688	429,850	404,000	05/18/2009	145	5	2.5	3	3,219	165 x 175 x 168 x 104	133.54 / 125.5	
97		\$425,000 12645 W Greenbriar Ln New Berlin, WI 53151-8767 Sold / 1044742	429,900	425,000	01/30/2009	83	3	2.5	3.5	2,897	.59 acre per city	148.39 / 146.7	
98		\$415,400 4460 S Sommerset Dr New Berlin, WI 53151-6874 Sold / 1072877	439,900	415,400	08/26/2009	54	4	2.5	2.6	2,912	110x169x163x200	151.06 / 142.65	
99		\$404,500 13430 W Foxwood Dr New Berlin, WI 53151-4596 Sold / 1012972	449,900	404,500	03/20/2009	290	4	3.5	2.5	4,177	.31 Acre	107.71 / 96.84	
100		\$416,000 13105 W Hawthorne Ln New Berlin, WI 53151-8745 Sold / 1056684	449,900	416,000	09/25/2009	244	3	2.5	3	3,028	130 X 170	148.58 / 137.38	
101		\$440,000 4350 S Sommerset Dr New Berlin, WI 53151-7002 Sold / 1069570	449,900	440,000	07/08/2009	100	4	2.5	3.5	2,972	0.48 acres	151.38 / 148.05	
102		\$440,000 13640 Eagle Trace New Berlin, WI 53151-8766 Sold / 1009097	469,900	440,000	04/14/2009	288	4	2.5	2.7	2,885	.98 acre	162.88 / 152.51	
103		\$426,000 5650 S Nicolet Dr New Berlin, WI 53151-8327 Sold / 1022017	469,900	426,000	02/09/2009	218	5	3	3	3,365	.48 acre	139.64 / 126.6	
		\$456,000	490,000	456,000	06/15/2009	80	4	2.5	3.5	3,379	143 x 126 x 157 x	145.01 /	

104		15255 W Woodland Dr New Berlin, WI 53151-1915 Sold / 1066924										140	134.95
105		\$460,000 5745 S Nicolet Dr New Berlin, WI 53151-8308 Sold / 1082010	499,900	460,000	09/11/2009	70	5	4	3	4,169	.71 Acre TBV		119.91 / 110.34
106		\$487,500 20180 W Rustic Ridge Dr New Berlin, WI 53146-3036 Sold / 1060666	549,900	487,500	09/30/2009	228	4	3.5	3	4,200	1.93		130.93 / 116.07
107		\$510,000 13120 W Longleaf Dr New Berlin, WI 53151-8343 Sold / 1052671	552,450	510,000	06/05/2009	145	4	3.5	3	3,109	104 x 191 x 159 x 132		177.69 / 164.04
108		\$579,900 3135 Country Ln New Berlin, WI 53151 Sold / 1089928	599,000	579,900	10/01/2009	86	4	3.5	3.5	2,342	Approx. 3/4 acre		255.76 / 247.61
109		\$582,500 13090 W Longleaf Dr New Berlin, WI 53151-8341 Sold / 1093620	614,900	582,500	12/04/2009	96	4	2.5	3.5	3,297	.50 acre per city		186.5 / 176.68

Information is supplied by seller and other third parties and has not been verified.

Copyright 2010 by Multiple Listing Service, Inc. See [copyright notice](#).

Prepared by Your Local Home Team, Brad Koenig and Kati Hatfield 262-719-7393, on Monday, January 11, 2010 7:34 PM

	Original Price	List Price	Sale Price	CDOM	Price Chg	% Price Chg
Volume	\$37,439,618	\$36,510,370	\$35,023,980			
■ Average	\$343,482	\$334,957	\$321,320	140	\$-18,964	-4.72%
■ Median	\$319,900	\$309,900	\$303,500	87	\$-15,000	-4.34%
■ Low	\$254,900	\$254,900	\$224,900	4	\$-80,000	-15.6%
■ High	\$624,900	\$614,900	\$582,500	764	\$100,000	37.74%
Number of listings*	109 w/Orig. Pr.	109	109 sold	109		49 changed prices

* The number of listings in each column reflects how many listings are represented by the aggregate statistics (average, median, etc.). The statistics across any row of aggregate statistics may not all refer to the same listing.