

New Berlin under \$250,000

190 Properties

		Price / Status / MLS #	List Price	Sold Price	Sold Date	Days On Market	Bedrooms	Total Bathrooms	Garage Spaces	Sq. Ft.	Lot Size	List/Sold Price Sqrt
1		\$95,000 18939 W Linnie Lac PL New Berlin, WI 53146-5419 Sold / 1098101	95,000	95,000	09/15/2009	8	2	1	1	900	0.230	105.56 / 105.56
2		\$80,000 13320 W Cold Spring Rd New Berlin, WI 53151-6956 Sold / 1079025	99,900	80,000	06/19/2009	37	2	1	1	1,786	.500	55.94 / 44.79
3		\$99,900 16801 W Roosevelt New Berlin, WI 53151-1368 Sold / 1110608	99,900	99,900	12/22/2009	14	3	1	2	1,216	.48 ac per tax record	82.15 / 82.15
4		\$104,000 2880 S Acredale RD New Berlin, WI 53151-3716 Sold / 1098720	122,500	104,000	10/01/2009	14	3	1	2.5	1,204	TBV	101.74 / 86.38
5		\$100,000 17500 W Rogers Dr New Berlin, WI 53146-1820 Sold / 1082089	125,000	100,000	06/30/2009	6	3	1	2	1,104	.55 Acre	113.22 / 90.58
6		\$85,000 3120 S Calhoun RD New Berlin, WI 53151-4110 Sold / 1050832	129,900	85,000	02/18/2009	67	4	2	4	1,922	1.03 acres	67.59 / 44.22
7		\$135,000 1405 S Sherwood Dr New Berlin, WI 53151-1522 Sold / 1043545	129,900	135,000	06/11/2009	221	3	1	1	972	.370 Acres	133.64 / 138.89
8		\$131,000 5220 S Martin Rd New Berlin, WI 53146-4425 Sold / 1036094	131,670	131,000	01/16/2009	92	4	2	4		1.85 acre per tax bill	NA / NA
9		\$130,000 13008 W Meadow Ln New Berlin, WI 53151-1838 Sold / 1079816	136,900	130,000	06/25/2009	7	2	1	1	924	95 x 207	148.16 / 140.69
10		\$137,500 1400 S Clover Knoll Pl New Berlin, WI 53151-1619 Sold / 1055046	139,900	137,500	03/30/2009	44	2	1	1.5	1,185	.37	118.06 / 116.03
11		\$148,000 14050 W Honey Ln New Berlin, WI 53151-2440 Sold / 1083857	148,000	148,000	07/28/2009	6	3	2	2	2,052	.410	72.12 / 72.12
12		\$143,500 12506 W Park New Berlin, WI 53151 Sold / 1051770	149,900	143,500	05/08/2009	105	3	1.5	2	1,333	137 x 130	112.45 / 107.65
13		\$125,000 14310 W Overland TI	150,000	125,000	12/22/2009	37	3	1	2	1,448	.91 Acres	103.59 / 86.33

		New Berlin, WI 53151-3062 Sold / 1108444											
14		\$152,000 17424 W Roosevelt New Berlin, WI 53146-1535 Sold / 1054052	152,000	152,000	02/24/2009	56	3	1	1	1,056	0.530		143.94 / 143.94
15		\$160,600 1600 S 164th ST New Berlin, WI 53151 Sold / 1089884	154,900	160,600	11/19/2009	114	3	2	1.5		.95 Acres		NA / NA
16		\$160,000 1517 S Wildwood Dr New Berlin, WI 53151-1530 Sold / 1068319	155,000	160,000	04/24/2009	33	3	1.5	2	1,176	Tbv		131.8 / 136.05
17		\$161,000 1650 S LILLY LN New Berlin, WI 53146-1247 Sold / 1073580	157,900	161,000	05/26/2009	9	3	1	2.5	1,150	.53		137.3 / 140
18		\$145,000 14380 W College Ave New Berlin, WI 53151-8711 Sold / 1051573	159,800	145,000	02/23/2009	64	3	1	2		.90 acre		NA / NA
19		\$147,000 3955 S Town Rd New Berlin, WI 53151-5030 Sold / 1049449	159,900	147,000	06/19/2009	214	4	1	2.75	1,548	88 X 234		103.29 / 94.96
20		\$162,900 13333 W Honey Ln New Berlin, WI 53151-2541 Sold / 1105521	162,900	162,900	11/12/2009	6	3	1	1.5	1,092	97x205 (TBV)		149.18 / 149.18
21		\$164,000 17925 W Roosevelt Ave New Berlin, WI 53146-1546 Sold / 1086081	164,900	164,000	07/24/2009	30	3	1	2.5	989	.36 Acres		166.73 / 165.82
22		\$156,800 5375 Balboa New Berlin, WI 53151-8111 Sold / 1069768	165,000	156,800	05/28/2009	22	3	1.5	2	1,374	0.490 acres		120.09 / 114.12
23		\$160,000 3565 S Mulberry Cir New Berlin, WI 53146-3023 Sold / 1045412	165,000	160,000	01/07/2009	71	3	1.5	4	1,420	.530 acre/municipality		116.2 / 112.68
24		\$168,000 4065 S Woelfel Rd New Berlin, WI 53151-3127 Sold / 1110666	167,777	168,000	11/30/2009	21	3	1	2	1,118	Approx 1 Acre		150.07 / 150.27
25		\$169,900 1501 S Clover Knoll PL New Berlin, WI 53151-1621 Sold / 1099042	169,900	169,900	10/28/2009	54	3	2	1		.344 arces		NA / NA
26		\$157,000 13815 W Forest Dr New Berlin, WI 53151-1719 Sold / 1086864	169,900	157,000	10/14/2009	97	2	1.5	1	1,203	0.950		141.23 / 130.51
		\$201,500 2400 S Johnson Rd	171,900	201,500	08/14/2009	214	4	1	0		5 Acres		NA / NA

27		New Berlin, WI 53146-2035 Sold / 1053609													
28		\$174,000 18890 W Linnie Lac PL New Berlin, WI 53146-5416 Sold / 1100676	173,500	174,000	10/22/2009	41	2	1	2		.55 acre 2 lots				NA / NA
29		\$168,000 1700 S 169th ST New Berlin, WI 53151-1324 Sold / 1067827	174,900	168,000	04/22/2009	11	3	2	2.5	1,104	80 X 120				158.42 / 152.17
30		\$140,000 1725 S Elm Grove Rd New Berlin, WI 53151-1815 Sold / 1100946	174,900	140,000	10/23/2009	16	2	1	1.5		170x200				NA / NA
31		\$176,000 4231 S Church Dr New Berlin, WI 53151-5611 Sold / 1076577	175,000	176,000	05/29/2009	5	3	1	2.5		.67 acre				NA / NA
32		\$171,000 19350 W Glenwood Ln New Berlin, WI 53146-5403 Sold / 1104119	175,000	171,000	11/10/2009	17	4	1.5	2	1,422	.5 acre				123.07 / 120.25
33		\$160,000 17325 W Roosevelt Ave New Berlin, WI 53146-1534 Sold / 1007636	175,000	160,000	12/30/2009	463	3	1.5	2	1,654	.52				105.8 / 96.74
34		\$170,000 17230 W Jills Dr New Berlin, WI 53146-3220 Sold / 1037590	179,000	170,000	06/22/2009	241	4	1	0	1,362	.520				131.42 / 124.82
35		\$179,800 1407 S Clover Knoll Pl New Berlin, WI 53151-1618 Sold / 1067293	179,800	179,800	07/31/2009	76	3	1	1.5	1,298	.34 Acre				138.52 / 138.52
36		\$164,900 13404 W Howard Ave New Berlin, WI 53151-6006 Sold / 1053536	179,800	164,900	02/27/2009	34	3	1.5	2	1,196	.55 Acre				150.33 / 137.88
37		\$175,000 13914 W Cardinal Pky New Berlin, WI 53151-3126 Sold / 1094738	179,900	175,000	11/17/2009	92	3	1.5	1.5	1,231	215x130				146.14 / 142.16
38		\$179,900 12918 W Forest Dr New Berlin, WI 53151-2618 Sold / 1070024	179,900	179,900	07/14/2009	74	2	1	2.5	1,110	0.48 Acres				162.07 / 162.07
39		\$168,500 17620 W Jacqueline Dr New Berlin, WI 53151 Sold / 1098021	179,900	168,500	10/09/2009	32	3	1.5	2.5	1,318	.5 acre				136.49 / 127.85
40		\$179,900 5255 S Majors Dr New Berlin, WI 53146-4507	179,900	179,900	07/17/2009	40	3	1	2.5	1,014	.71A				177.42 / 177.42

		Sold / 1081099											
41		\$168,000 4050 S Moorland Rd New Berlin, WI 53151-5768 Sold / 1100817	179,900	168,000	10/22/2009	31	3	2	1.5		1/4 les than 1/2	NA / NA	
42		\$186,500 13200 W National Ave New Berlin, WI 53151-4508 Sold / 1087280	179,900	186,500	08/26/2009	37	3	2	4	2,016	.730	89.24 / 92.51	
43		\$168,500 1427 S Parkview Ave New Berlin, WI 53151-1744 Sold / 1016430	179,900	168,500	02/19/2009	264	3	1	2	1,272	0.17 AC MOL	141.43 / 132.47	
44		\$165,000 4109 S Sunny Slope Rd New Berlin, WI 53151-5913 Sold / 1026550	180,000	165,000	11/19/2009	468	2	1	1.5	1,071	1.97 Acres	168.07 / 154.06	
45		\$159,000 12818 W Meadow Ln New Berlin, WI 53151-1834 Sold / 1053935	186,900	159,000	05/05/2009	90	3	2	1.5	1,795	.48 Acre TBV	104.12 / 88.58	
46		\$191,000 14210 W Elmwood Dr New Berlin, WI 53151-8030 Sold / 1082534	187,700	191,000	08/20/2009	38	3	1	2.5	1,092	0.69 acres	171.89 / 174.91	
47		\$187,000 2530 S Meadowmere Pkwy New Berlin, WI 53151-3056 Sold / 1080832	188,000	187,000	06/19/2009	9	3	1	1.5		.91 Acres	NA / NA	
48		\$185,250 2790 S 126th St New Berlin, WI 53151-4018 Sold / 1090200	189,000	185,250	09/03/2009	26	3	1.5	2.5	1,611	0.49 acre	117.32 / 114.99	
49		\$185,500 2446 S Ronke Ln New Berlin, WI 53151 Sold / 1041181	189,500	185,500	05/21/2009	228	3	1	2		0.750 acres	NA / NA	
50		\$175,000 3277 S 147th St New Berlin, WI 53151-4412 Sold / 1060906	189,900	175,000	04/21/2009	30	3	1	2.5		tbv	NA / NA	
51		\$189,900 1525 S Calhoun Rd New Berlin, WI 53151-1378 Sold / 1064856	189,900	189,900	04/30/2009	43	3	2	2	1,839	1.120	103.26 / 103.26	
52		\$185,000 4030 S Camrose Ave New Berlin, WI 53151-5707 Sold / 1090768	189,900	185,000	11/27/2009	81	3	1.5	2.5	1,356	.23 Acre	140.04 / 136.43	
53		\$179,000 20220 W Coffee Rd New Berlin, WI 53146-2506 Sold / 1052658	189,900	179,000	02/12/2009	9	3	1	2.5	1,288	TBV	147.44 / 138.98	








54		\$195,000 13415 W Graham St New Berlin, WI 53151-2568 Sold / 1064308	189,900	195,000	03/31/2009	5	3	1.5	2	1,556	.29 Acres	122.04 / 125.32
55		\$178,000 18400 W National Ave New Berlin, WI 53146-4240 Sold / 1056438	189,900	178,000	05/18/2009	70	3	1	2		1.26 Acres	NA / NA
56		\$175,000 15560 W Schneider Ln New Berlin, WI 53151-2968 Sold / 1058980	189,900	175,000	04/23/2009	80	3	2.5	2	1,621	tbv	117.15 / 107.96
57		\$185,500 5330 S Nicolet Dr New Berlin, WI 53151-8252 Sold / 1075272	190,000	185,500	06/10/2009	31	4	1.5	1	1,447	125x160	131.31 / 128.2
58		\$175,000 15715 W St. Francis Dr New Berlin, WI 53151-5124 Sold / 1086734	191,000	175,000	08/31/2009	15	3	1.5	2.5	1,340	110x159	142.54 / 130.6
59		\$186,500 1537 S 170th New Berlin, WI 53151-1327 Sold / 1059316	192,500	186,500	05/26/2009	86	3	1.5	2.5	1,551	.36 per city	124.11 / 120.25
60		\$189,000 17140 W Addison Ave New Berlin, WI 53151-1350 Sold / 1051003	193,900	189,000	04/10/2009	81	4	2	2	1,497	.24 Acres	129.53 / 126.25
61		\$186,900 1600 S Green Ridge Terr New Berlin, WI 53151-1638 Sold / 1101871	193,900	186,900	12/11/2009	25	3	1.5	2.5	1,104	0.34 Acres	175.63 / 169.29
62		\$189,000 13385 W Marin Way New Berlin, WI 53151-7527 Sold / 1062281	193,900	189,000	04/10/2009	14	3	2	2.5	1,535	.57 acre	126.32 / 123.13
63		\$194,900 12626 W Park AVE New Berlin, WI 53151-2665 Sold / 1077907	194,900	194,900	07/10/2009	41	3	1	2.5	1,463	0.310 acres	133.22 / 133.22
64		\$190,000 3970 S Quimby New Berlin, WI 53151-5764 Sold / 1081753	194,900	190,000	11/18/2009	125	3	2	2	1,300	85Fx116x84x117	149.92 / 146.15
65		\$194,900 1609 S Sherwood Dr New Berlin, WI 53151 Sold / 1094398	194,900	194,900	09/21/2009	52	3	1.5	2.5	1,092	0.410	178.48 / 178.48
66		\$195,000 14301 W Sun Valley New Berlin, WI 53151 Sold / 1069757	194,900	195,000	07/24/2009	118	3	1.5	2	1,461	.610	133.4 / 133.47
		\$185,000	195,000	185,000	04/27/2009	228	3	1	2.5	1,386	TBV	140.69 /

		Sold / 1045862											
81		\$176,000 14990 W Signet New Berlin, WI 53151-5761 Sold / 1048818	199,900	176,000	06/02/2009	166	3	1.5	2	1,830	.230 Acres	109.23 / 96.17	
82		\$199,900 4540 S Sovereign Dr New Berlin, WI 53151-6660 Sold / 1054947	199,900	199,900	02/23/2009	18	3	1.5	2.5	1,595	.23	125.33 / 125.33	
83		\$199,900 19501 W Vista Dr New Berlin, WI 53146-5047 Sold / 1092916	199,900	199,900	08/28/2009	29	3	1	2.5		TBV	NA / NA	
84		\$195,000 3633 S 158th New Berlin, WI 53151-5107 Sold / 1080127	202,900	195,000	09/28/2009	106	2	1	2	1,296	.40 acres	156.56 / 150.46	
85		\$204,000 16615 W Crescent Dr New Berlin, WI 53151-6515 Sold / 1088168	204,000	204,000	11/16/2009	116	4	2.5	2.5	1,762	.47 acre	115.78 / 115.78	
86		\$202,500 14605 W Dakota New Berlin, WI 53151-3840 Sold / 1096462	204,900	202,500	10/21/2009	30	3	1.5	2.5	1,264	0.47 Acre	162.1 / 160.21	
87		\$200,000 18560 W Evergreen Pl New Berlin, WI 53146-2711 Sold / 1056932	204,900	200,000	06/26/2009	157	3	1	2.5		.75 Acre/Tbv	NA / NA	
88		\$200,000 14330 W Sun Valley Dr New Berlin, WI 53150-6841 Sold / 1102453	204,900	200,000	10/23/2009	6	3	1.5	2.5	1,391	.590	147.3 / 143.78	
89		\$205,000 12400 W Grange Ave New Berlin, WI 53151-8220 Sold / 1093357	205,000	205,000	12/30/2009	148	3	1.5	2		.51 Acres	NA / NA	
90		\$198,200 5465 S Martha Dr New Berlin, WI 53146-4308 Sold / 1087890	206,900	198,200	09/11/2009	36	3	1.5	2		.57 Acres	NA / NA	
91		\$200,000 14930 W Dakota St New Berlin, WI 53151-3734 Sold / 1087593	209,000	200,000	10/07/2009	103	3	2	2	1,854	1.43 Acres	112.73 / 107.87	
92		\$200,000 16925 W Roosevelt Ave New Berlin, WI 53151-1370 Sold / 1063979	209,500	200,000	07/17/2009	138	4	2	2	1,516	.26 Acre per tax record	138.19 / 131.93	
93		\$184,500 14550 W Butternut Tr New Berlin, WI 53151-5210 Sold / 1062681	209,900	184,500	05/29/2009	38	4	1.5	2.5	1,712	TBV	122.61 / 107.77	
		\$209,900	209,900	209,900	10/16/2009	34	3	2	2	1,719	.320 acres	122.11 /	





94		13780 W Forest Knoll Dr New Berlin, WI 53151-2524 Sold / 1099305											122.11
95		\$209,900 17320 W Horizon DR New Berlin, WI 53146-3218 Sold / 1096314	209,900	209,900	09/28/2009	47	3	1.5	2.5	1,420	0.520 acres		147.82 / 147.82
96		\$200,000 12850 W Howard Ave New Berlin, WI 53151-6106 Sold / 1082232	209,900	200,000	08/25/2009	65	2	1	4.5		.510 per tax bill		NA / NA
97		\$205,000 21725 W Lochinvar Ln New Berlin, WI 53146-4721 Sold / 1073901	209,900	205,000	11/24/2009	218	3	1.5	2	1,416	TBV		148.23 / 144.77
98		\$198,000 18920 W National Ave New Berlin, WI 53146-4311 Sold / 1083510	209,900	198,000	07/31/2009	14	4	2	3.5		.560 Acres		NA / NA
99		\$200,000 4550 S Regal Dr New Berlin, WI 53151-6736 Sold / 1082782	209,900	200,000	07/31/2009	46	3	1.5	2	1,653	85x120		126.98 / 120.99
100		\$207,000 12625 W Verona Dr New Berlin, WI 53151 Sold / 1076829	209,900	207,000	10/30/2009	184	4	2	2.5	1,920	.240 acre		109.32 / 107.81
101		\$205,000 1607 S Woodside Dr New Berlin, WI 53151-1538 Sold / 1064780	209,900	205,000	06/30/2009	92	3	1.5	2.5		.34		NA / NA
102		\$209,599 1509 S Ridgeway RD New Berlin, WI 53146-1530 Sold / 1085608	209,999	209,599	10/15/2009	96	4	1.5	2	1,871	.85		112.24 / 112.03
103		\$207,000 1510 S Greenhill Rd New Berlin, WI 53146-1124 Sold / 1056951	210,000	207,000	03/16/2009	58	3	1	2.5		.54 acre		NA / NA
104		\$212,900 3220 S Willow Rd New Berlin, WI 53146-2737 Sold / 1085984	210,000	212,900	07/22/2009	7	3	1.5	3	1,317	182X212X98X196		159.45 / 161.66
105		\$202,000 3380 S Monterey Dr New Berlin, WI 53151-4225 Sold / 1103761	214,900	202,000	10/30/2009	28	3	1.5	2	1,553	TBV		138.38 / 130.07
106		\$207,000 4121 S Moorland Rd New Berlin, WI 53151-5867 Sold / 1062945	214,900	207,000	09/09/2009	170	3	2	2		120x267		NA / NA
		\$197,000	214,900	197,000	03/26/2009	152	3	1.5	2	1,488	0.510 acres		144.42 /

120		New Berlin, WI 531514278 Sold / 1086404												
121		\$218,500 13861 W Cold Spring Rd New Berlin, WI 53151-6815 Sold / 1104336	223,500	218,500	12/03/2009	39	5	2.5	2.5		.80 Acre		NA / NA	
122		\$214,900 3418 S Glen Park Ct New Berlin, WI 53151-4472 Sold / 1050717	224,800	214,900	03/30/2009	80	3	1.5	2.5	1,567	47x120x85x85x182		143.46 / 137.14	
123		\$215,000 14114 W Glendale Dr New Berlin, WI 53151-3012 Sold / 1036214	224,800	215,000	03/30/2009	158	3	2	2	1,323	.57 acres		169.92 / 162.51	
124		\$208,000 4460 S 131st St New Berlin, WI 53151-6904 Sold / 1046502	224,900	208,000	04/29/2009	177	3	1.5	2	1,413	.61 Acre/Tbv		159.16 / 147.2	
125		\$217,000 4528 S Oakwood Terr New Berlin, WI 53151-6831 Sold / 1079777	224,900	217,000	08/26/2009	62	3	1.5	2		.540 Acres		NA / NA	
126		\$224,900 18155 W Plateau LN New Berlin, WI 53146-1116 Sold / 1078336	224,900	224,900	06/26/2009	14	3	1.5	2	1,502	.46 acre		149.73 / 149.73	
127		\$218,000 13430 W Radisson New Berlin, WI 53151 Sold / 1058303	224,900	218,000	04/17/2009	49	3	1.5	2.5	1,379	127 x 121 x 120 x 165		163.09 / 158.09	
128		\$215,500 4295 S Regal Dr New Berlin, WI 53151-5922 Sold / 1048606	224,900	215,500	05/12/2009	176	3	1.5	2.5	1,516	.28 Acre		148.35 / 142.15	
129		\$218,000 1506 S Woodside Dr New Berlin, WI 53151-1537 Sold / 1096457	224,900	218,000	10/30/2009	76	3	1.5	2	1,500	150x100		149.93 / 145.33	
130		\$215,000 1620 S 171st St New Berlin, WI 53151-1338 Sold / 1032716	225,000	215,000	03/20/2009	187	3	2	2.5	1,271	.36		177.03 / 169.16	
131		\$218,000 1630 S 171st St New Berlin, WI 53151-1338 Sold / 1091798	225,000	218,000	09/15/2009	32	3	2	2.5	1,283	.36 Acre		175.37 / 169.91	
132		\$221,500 5785 S Lochleven Ln New Berlin, WI 53146-4731 Sold / 1074503	225,000	221,500	06/08/2009	17	3	1.5	2	1,534	.470		146.68 / 144.39	
133		\$213,000 5106 S Menard Dr New Berlin, WI 53151-8168	225,000	213,000	08/31/2009	113	3	1.5	2	1,740	.52 Acre		129.31 / 122.41	

		Sold / 1075490											
134		\$228,000 12500 W Wilbur Dr New Berlin, WI 53151-5453 Sold / 1071902	225,900	228,000	05/22/2009	43	3	1.5	2.5		.230 Acre/Tbv	NA / NA	
135		\$204,000 3242 S Ventura Dr New Berlin, WI 53151-4269 Sold / 1087193	227,000	204,000	08/07/2009	20	3	2	2.5		.57 Acre	NA / NA	
136		\$222,000 14245 W Redwood Dr New Berlin, WI 53151-5231 Sold / 1086296	227,900	222,000	08/11/2009	54	3	2	2.5	1,565	.28 acre	145.62 / 141.85	
137		\$205,000 3710 S 158th St New Berlin, WI 53151-1452 Sold / 1041033	228,350	205,000	04/13/2009	170	3	1.5	2	1,222	.39 Acres	186.87 / 167.76	
138		\$221,000 2480 S Brookside Pkwy New Berlin, WI 53151-2988 Sold / 1090161	229,000	221,000	09/04/2009	58	3	1.5	2.5	1,564	0.380 per city	146.42 / 141.3	
139		\$227,000 4240 S Regal Manor Dr New Berlin, WI 53151-9207 Sold / 1081433	229,000	227,000	07/27/2009	20	3	1.5	2.5	1,759	Aprox. 1/2 AC	130.19 / 129.05	
140		\$218,500 1414 S 168th St New Berlin, WI 53151-1310 Sold / 1071648	229,900	218,500	07/31/2009	44	3	2	2.5	2,010	0.23 Acre	114.38 / 108.71	
141		\$228,200 5615 S Edinborough Dr New Berlin, WI 53146 Sold / 1093292	229,900	228,200	09/25/2009	7	3	1.5	2	1,682	.54 acres	136.68 / 135.67	
142		\$222,000 3400 S El Sirroco Dr New Berlin, WI 53151-4306 Sold / 1098783	229,900	222,000	10/30/2009	18	3	2	2.5	1,434	.530	160.32 / 154.81	
143		\$225,000 3436 S Glen Park Ct New Berlin, WI 53151-4472 Sold / 1074254	229,900	225,000	06/25/2009	43	3	2	2.5	1,628	0.28 A per City	141.22 / 138.21	
144		\$228,900 13690 W Honey Ln New Berlin, WI 53151-2548 Sold / 1074071	229,900	228,900	06/08/2009	17	3	2	2		.46 per tax bill	NA / NA	
145		\$224,000 4833 S Marin Way New Berlin, WI 53151-7523 Sold / 1098211	229,900	224,000	09/25/2009	29	3	1.5	2.5	1,281	.55 Acre	179.47 / 174.86	
146		\$225,000 15342 W Rogers New Berlin, WI 53151-2352 Sold / 1082621	229,900	225,000	07/17/2009	5	3	1.5	2	1,401	.74	164.1 / 160.6	
		\$226,000 3195 S Willow	229,900	226,000	11/25/2009	111	3	1.5	2	1,588	.71 acre	144.77 / 142.32	

147		New Berlin, WI 53146-2736 Sold / 1090784												
148		\$226,000 16115 W Yuma Ct New Berlin, WI 53151-4270 Sold / 1107332	229,900	226,000	11/24/2009	17	3	1.5	2.5	1,323	73x208x210x157		173.77 / 170.82	
149		\$215,000 5630 S Lochleven Ln New Berlin, WI 53146-4726 Sold / 1090705	230,000	215,000	11/13/2009	50	4	1.5	2.5	2,160	.62 Acre		106.48 / 99.54	
150		\$207,000 4435 S Sovereign Dr New Berlin, WI 53151-6657 Sold / 1104487	230,000	207,000	12/17/2009	83	3	1.5	2.5	1,894	TBV		121.44 / 109.29	
151		\$215,000 3015 S 130th St New Berlin, WI 53151-4039 Sold / 1106148	234,900	215,000	12/30/2009	37	3	2	4		.83		NA / NA	
152		\$234,900 13520 W Crawford Dr New Berlin, WI 53151-5308 Sold / 1090750	234,900	234,900	09/28/2009	45	3	1.5	2.5	1,548	91x110x92x110		151.74 / 151.74	
153		\$222,500 5370 S Magellan DR New Berlin, WI 53151-8147 Sold / 1094751	234,900	222,500	10/05/2009	57	3	1.5	2	1,414	.46		166.12 / 157.36	
154		\$229,000 4356 S Regal Ct New Berlin, WI 53151 Sold / 1054665	234,900	229,000	02/17/2009	32	4	1.5	2	1,686	.21		139.32 / 135.82	
155		\$225,000 4980 S Courtland Pkwy New Berlin, WI 53151-7640 Sold / 1073703	235,000	225,000	07/02/2009	49	4	1.5	2	1,818	.51 Acre		129.26 / 123.76	
156		\$239,000 4025 S Camrose AVE New Berlin, WI 53151-5706 Sold / 1077781	237,500	239,000	06/29/2009	21	3	1.5	2	1,619	.24 acre		146.7 / 147.62	
157		\$229,000 3665 S Sandalwood Dr New Berlin, WI 53151-5483 Sold / 1077317	238,900	229,000	07/31/2009	53	3	2	2	1,843	.23 ac		129.63 / 124.25	
158		\$235,000 12520 W Wilbur Dr New Berlin, WI 53151-5453 Sold / 1083263	238,900	235,000	07/15/2009	36	3	2	2.5	1,617	81x118x102x114 per GSI		147.74 / 145.33	
159		\$235,000 13100 W Crawford DR New Berlin, WI 53151-5432 Sold / 1088002	239,000	235,000	08/28/2009	56	4	2.5	2.5	2,247	0.28 Per Tax Bill		106.36 / 104.58	
160		\$232,900 3560 S Brentwood Rd New Berlin, WI	239,900	232,900	11/25/2009	23	4	1.5	2		TBV		NA / NA	

		53151-5414 Sold / 1104261												
161		\$218,000 4575 S Hearthside DR New Berlin, WI 53151-6577 Sold / 1037913	239,900	218,000	02/27/2009	157	3	1.5	2.5	1,964	140 X 164		122.15 / 111	
162		\$225,000 14535 W Kostner Ct New Berlin, WI 53151-1568 Sold / 1063570	239,900	225,000	08/28/2009	146	3	2	2	1,655	NVF		144.95 / 135.95	
163		\$230,500 3125 S Manor Ct New Berlin, WI 53151-4357 Sold / 1079992	239,900	230,500	08/07/2009	36	3	2	2.5	2,025	190X13X101X83X9X71		118.47 / 113.83	
164		\$230,000 4840 S Marin Way New Berlin, WI 53151-7524 Sold / 1067414	239,900	230,000	06/10/2009	24	4	2	2.5	1,977	.91 acres		121.35 / 116.34	
165		\$235,000 12850 W Radisson New Berlin, WI 53151-7625 Sold / 1089738	239,900	235,000	09/28/2009	73	3	1.5	2.5	1,696	115 x 190		141.45 / 138.56	
166		\$235,000 21520 W Rainbow DR New Berlin, WI 53146-3508 Sold / 1076048	239,900	235,000	10/14/2009	163	3	1.5	2	1,330	1.05 acre		180.38 / 176.69	
167		\$232,500 15225 W Rogers New Berlin, WI 53151-2349 Sold / 1081293	239,900	232,500	06/29/2009	3	4	2	2	2,057	.83 Acres		116.63 / 113.03	
168		\$238,000 3550 S Russel Rd New Berlin, WI 53151-5467 Sold / 1061227	239,900	238,000	04/20/2009	13	4	2	2	2,286	0.25		104.94 / 104.11	
169		\$239,375 3232 S El Dorado Dr New Berlin, WI 53151-4204 Sold / 1066133	240,000	239,375	04/27/2009	41	3	1.5	2.5	1,622	.55		147.97 / 147.58	
170		\$235,900 5170 S Mars Dr New Berlin, WI 53146-4629 Sold / 1096438	242,900	235,900	11/02/2009	67	4	1.5	2.5		TBV		NA / NA	
171		\$240,000 6065 S Aberdeen Dr New Berlin, WI 53146-5205 Sold / 1065378	244,900	240,000	04/28/2009	47	3	2.5	2.5	1,810	1.010 Acres		135.3 / 132.6	
172		\$230,400 4130 S Adell Ave New Berlin, WI 53151-5802 Sold / 1091184	244,900	230,400	09/04/2009	12	4	1.5	2	1,903	.28 Acre		128.69 / 121.07	
173		\$227,500 3320 S Hickory Rd New Berlin, WI 53151-4617 Sold / 1048903	244,900	227,500	04/15/2009	140	3	1.5	2.5	1,638	.23 acres		149.51 / 138.89	
		\$240,000	245,000	240,000	07/16/2009	18	3	1.5	2	1,531	.62		160.03 /	

187		New Berlin, WI 53151-9204 Sold / 1047433												
188		\$249,900 4421 S Moorland New Berlin, WI 53151-6740 Sold / 1054187	249,900	249,900	05/15/2009	86	4	2.5	4	1,380	1.86		181.09 / 181.09	
189		\$240,000 13390 W Old Oak Ln New Berlin, WI 53151-2530 Sold / 1034216	249,900	240,000	04/30/2009	254	3	2.5	2.5	1,978	Tbv		126.34 / 121.33	
190		\$242,000 16655 W Salentine Dr New Berlin, WI 53151-7341 Sold / 1067227	249,900	242,000	04/30/2009	12	3	1.5	2.5	1,484	.49		168.4 / 163.07	

Information is supplied by seller and other third parties and has not been verified.

Copyright 2010 by Multiple Listing Service, Inc. See [copyright notice](#).

Prepared by Your Local Home Team, Brad Koenig and Kati Hatfield 262-719-7393, on Monday, January 11, 2010 7:38 PM

Compare

	Original Price	List Price	Sale Price	CDOM	Price Chg	% Price Chg
Volume	\$39,944,194	\$38,968,196	\$37,582,974			
■ Average	\$210,232	\$205,095	\$197,805	88	-\$15,598	-7.19%
■ Median	\$218,950	\$209,900	\$200,750	50	-\$10,000	-5.27%
■ Low	\$2	\$95,000	\$80,000	3	-\$68,900	-27.68%
■ High	\$274,900	\$249,900	\$255,600	537	\$9,900	5.21%
Number of listings*	190 w/Orig. Pr.	190	190 sold	190		75 changed prices

* The number of listings in each column reflects how many listings are represented by the aggregate statistics (average, median, etc.). The statistics across any row of aggregate statistics may not all refer to the same listing.