





|    |   | Price / Status / MLS #  | List Price | Sold Price | Sold Date  | Days On Market | Bedrooms | Total Bathrooms | Garage Spaces | Sq. Ft. | Lot Size          | List/Sold Price | Sqft |
|----|---|---|------------|------------|------------|----------------|----------|-----------------|---------------|---------|-------------------|-----------------|------|
| 1  |    | <b>\$93,500</b><br>N39W27366 Hillside Grove<br>Pewaukee, WI 53072<br>Sold / 1041140           | 104,900    | 93,500     | 01/15/2009 | 84             | 2        | 1               | 1             |         | .451              | NA / NA         |      |
| 2  |    | <b>\$108,000</b><br>137 Ormsby<br>Pewaukee, WI 53072-2516<br>Sold / 1089940                   | 108,000    | 108,000    | 08/21/2009 | 10             | 2        | 1               | 0             | 1,035   | about 1/4 acre    | 104.35 / 104.35 |      |
| 3  |    | <b>\$120,000</b><br>324 Park Ave<br>Pewaukee, WI 53072-3414<br>Sold / 1079560                 | 130,000    | 120,000    | 11/30/2009 | 141            | 2        | 1               | 0             | 1,295   | 46x132            | 100.39 / 92.66  |      |
| 4  |    | <b>\$125,000</b><br>W278N2442<br>Edgewood Ave<br>Pewaukee, WI 53072-5251<br>Sold / 1080263    | 135,000    | 125,000    | 09/16/2009 | 60             | 3        | 2               | 2             |         | .282 acre         | NA / NA         |      |
| 5  |    | <b>\$141,000</b><br>W227N2893<br>Duplainville Rd<br>Pewaukee, WI 53186-1003<br>Sold / 1054319 | 139,900    | 141,000    | 07/10/2009 | 180            | 2        | 1               | 1             |         | 49x368x179x187    | NA / NA         |      |
| 6  |    | <b>\$138,000</b><br>W272N2536<br>Appletree LN<br>Pewaukee, WI 53072-4402<br>Sold / 1037589    | 144,900    | 138,000    | 02/27/2009 | 94             | 4        | 1               | 2.5           | 1,250   | .243 acres        | 115.92 / 110.4  |      |
| 7  |  | <b>\$140,000</b><br>218 Park Ave<br>Pewaukee, WI 53072-3412<br>Sold / 1073424                 | 149,000    | 140,000    | 10/30/2009 | 175            | 2        | 1               | 1             |         | 50 x 252 40 x 252 | NA / NA         |      |
| 8  |  | <b>\$150,000</b><br>W274N2666 Ash ST<br>Pewaukee, WI 53072-4347<br>Sold / 1004178             | 150,000    | 150,000    | 05/14/2009 | 386            | 2        | 1               | 2.5           |         | 150x80x150x80     | NA / NA         |      |
| 9  |  | <b>\$141,000</b><br>1055 Quinlan Dr E<br>Pewaukee, WI 53072<br>Sold / 1035878                 | 152,900    | 141,000    | 02/27/2009 | 176            | 2        | 2               | 1             | 1,200   | Common            | 127.42 / 117.5  |      |
| 10 |  | <b>\$154,000</b><br>494 Park Ave<br>Pewaukee, WI 53072-3441<br>Sold / 1057412                 | 154,900    | 154,000    | 03/16/2009 | 52             | 2        | 1               | 2             |         | 50x175            | NA / NA         |      |
| 11 |  | <b>\$160,000</b><br>W274N3951 Hillside Grove<br>Pewaukee, WI 53072-2249<br>Sold / 1079502     | 159,900    | 160,000    | 06/19/2009 | 6              | 3        | 2               | 1             | 2,169   | .238              | 73.72 / 73.77   |      |
| 12 |  | <b>\$128,000</b><br>N26W27398<br>Prospect Ave<br>Pewaukee, WI 53072<br>Sold / 1046684         | 159,900    | 128,000    | 03/18/2009 | 105            | 2        | 1               | 0             |         | 90x120            | NA / NA         |      |
| 13 |   | <b>\$130,000</b><br>W261N3018<br>Prospect Ave<br>Pewaukee, WI                                 | 165,000    | 130,000    | 10/16/2009 | 87             | 3        | 2               | 2             | 1,358   | .411 Acre         | 121.5 / 95.73   |      |

|    |   |  |         |         |            |     |   |     |     |       |                        |  |                  |  |
|----|---|--|---------|---------|------------|-----|---|-----|-----|-------|------------------------|--|------------------|--|
|    |     | 53072-4550<br>Sold / 1084504   |         |         |            |     |   |     |     |       |                        |  |                  |  |
| 14 |    | <b>\$169,000</b><br>N26W27130<br>Prospect AVE<br>Pewaukee, WI<br>53072-4441<br>Sold / 1079903  | 169,900 | 169,000 | 07/21/2009 | 64  | 3 | 1   | 2   |       | .349 acre              |  | NA / NA          |  |
| 15 |    | <b>\$171,000</b><br>1043 Ridgeway Dr<br>Pewaukee, WI<br>53072-4610<br>Sold / 1080992           | 171,000 | 171,000 | 06/26/2009 | 4   | 3 | 1.5 | 2.5 |       | .277                   |  | NA / NA          |  |
| 16 |    | <b>\$175,000</b><br>346 High St<br>Pewaukee, WI<br>53072-2406<br>Sold / 1030221                | 175,000 | 175,000 | 09/21/2009 | 317 | 3 | 1   | 1.5 |       | 123x233                |  | NA / NA          |  |
| 17 |    | <b>\$170,000</b><br>22354 W Weyer Rd<br>Pewaukee, WI<br>53072-1535<br>Sold / 1046271           | 184,900 | 170,000 | 03/13/2009 | 138 | 2 | 1   | 2   |       | 200x127                |  | NA / NA          |  |
| 18 |    | <b>\$182,000</b><br>116 Clark St<br>Pewaukee, WI<br>53072-3527<br>Sold / 1053643               | 185,000 | 182,000 | 03/17/2009 | 23  | 2 | 1   | 3   |       | .157 Acres             |  | NA / NA          |  |
| 19 |    | <b>\$170,000</b><br>536 High St<br>Pewaukee, WI<br>53072-2410<br>Sold / 1049416                | 189,000 | 170,000 | 03/10/2009 | 113 | 3 | 1.5 | 2   | 1,500 | .25 TBV                |  | 126 /<br>113.33  |  |
| 20 |  | <b>\$179,900</b><br>N47W27115<br>Greenhill Ct<br>Pewaukee, WI<br>53072-1841<br>Sold / 1065696  | 189,900 | 179,900 | 07/17/2009 | 120 | 3 | 2   | 2   | 1,800 | 1.34 Acre TBV          |  | 105.5 /<br>99.94 |  |
| 21 |  | <b>\$189,000</b><br>W224N2095<br>Elmwood Dr<br>Pewaukee, WI<br>53186-1107<br>Sold / 1066099    | 191,000 | 189,000 | 05/29/2009 | 43  | 3 | 1.5 | 2.5 |       | 1.02 acre              |  | NA / NA          |  |
| 22 |  | <b>\$185,000</b><br>W278N2436<br>Prospect Ave<br>Pewaukee, WI<br>53072-5220<br>Sold / 1066193  | 199,500 | 185,000 | 10/19/2009 | 222 | 3 | 2   | 2.5 |       | .199                   |  | NA / NA          |  |
| 23 |  | <b>\$181,900</b><br>218 Sunset Dr<br>Pewaukee, WI<br>53072-3731<br>Sold / 1029329              | 199,800 | 181,900 | 02/26/2009 | 173 | 3 | 1.5 | 2.5 |       | .283 Acres             |  | NA / NA          |  |
| 24 |  | <b>\$196,000</b><br>N10W23548<br>Nottingham Dr<br>Pewaukee, WI<br>53188<br>Sold / 1108284      | 199,900 | 196,000 | 11/30/2009 | 35  | 3 | 1.5 | 2   |       | .617                   |  | NA / NA          |  |
| 25 |  | <b>\$186,900</b><br>202 Riverside Dr<br>Pewaukee, WI<br>53072-3727<br>Sold / 1064502           | 199,900 | 186,900 | 07/31/2009 | 97  | 4 | 1.5 | 2   |       | 110 X 114 X100 X<br>99 |  | NA / NA          |  |
| 26 |  | <b>\$182,000</b><br>W275N1252<br>Springhill Dr<br>Pewaukee, WI<br>53072-5332<br>Sold / 1058811 | 199,900 | 182,000 | 03/26/2009 | 20  | 3 | 1.5 | 3   |       | 1.183ac                |  | NA / NA          |  |














|    |   |  |         |         |            |     |   |     |     |       |                        |                    |
|----|---|--|---------|---------|------------|-----|---|-----|-----|-------|------------------------|--------------------|
| 27 |     | <b>\$177,000</b><br>W268N2738 Water St<br>Pewaukee, WI<br>53072-4448<br>Sold / 1014759           | 199,900 | 177,000 | 03/13/2009 | 112 | 3 | 1   | 2   | 1,200 | .3                     | 166.58 /<br>147.5  |
| 28 |    | <b>\$209,000</b><br>N21W22108<br>Glenwood<br>Pewaukee, WI<br>53186-1061<br>Sold / 1100909        | 209,000 | 209,000 | 10/26/2009 | 37  | 3 | 1.5 | 2   |       | .315 per wiredata      | NA / NA            |
| 29 |    | <b>\$191,000</b><br>305 Lake St<br>Pewaukee, WI<br>53072<br>Sold / 1062518                       | 209,900 | 191,000 | 07/15/2009 | 143 | 3 | 1   | 2.5 |       | 50x190                 | NA / NA            |
| 30 |    | <b>\$195,000</b><br>W276N1802 Spring<br>Creek Dr<br>Pewaukee, WI<br>53072-5361<br>Sold / 1041703 | 209,900 | 195,000 | 09/30/2009 | 344 | 3 | 1.5 | 3   | 1,750 | .9 Almost one Acre     | 119.94 /<br>111.43 |
| 31 |    | <b>\$185,000</b><br>419 Spring St<br>Pewaukee, WI<br>53072-3446<br>Sold / 1058737                | 209,900 | 185,000 | 02/24/2009 | 7   | 3 | 1   | 2   | 1,300 | .517 per tax bill      | 161.46 /<br>142.31 |
| 32 |    | <b>\$200,000</b><br>N40W22870 Sunset<br>Dr<br>Pewaukee, WI<br>53072-2702<br>Sold / 1094908       | 209,900 | 200,000 | 08/31/2009 | 25  | 3 | 1   | 2.5 | 1,275 | Tbv                    | 164.63 /<br>156.86 |
| 33 |  | <b>\$204,000</b><br>670 Brandt Ct<br>Pewaukee, WI<br>53072-3502<br>Sold / 1066947                | 214,900 | 204,000 | 09/18/2009 | 169 | 3 | 2   | 2.5 |       | 80 x 190 x 80 x<br>170 | NA / NA            |
| 34 |  | <b>\$204,900</b><br>819 Evert St<br>Pewaukee, WI<br>53072-3706<br>Sold / 1089493                 | 215,000 | 204,900 | 09/25/2009 | 66  | 3 | 2   | 2.5 |       | .298                   | NA / NA            |
| 35 |  | <b>\$216,000</b><br>1017 Lilac Ln<br>Pewaukee, WI<br>53072-3718<br>Sold / 1096923                | 219,000 | 216,000 | 10/30/2009 | 40  | 3 | 1.5 | 2.5 | 1,192 | 0.2798 Acre            | 183.72 /<br>181.21 |
| 36 |  | <b>\$185,000</b><br>510 Partridge CT<br>Pewaukee, WI<br>53072-2421<br>Sold / 1080881             | 219,000 | 185,000 | 09/25/2009 | 126 | 3 | 1.5 | 2   |       | 65x134x75x140          | NA / NA            |
| 37 |  | <b>\$222,000</b><br>W271N525 Jills Dr<br>Pewaukee, WI<br>53188-1302<br>Sold / 1066002            | 219,900 | 222,000 | 06/09/2009 | 42  | 4 | 2.5 | 2   |       | .983                   | NA / NA            |
| 38 |  | <b>\$225,000</b><br>855 Kingston Ct<br>Pewaukee, WI<br>53072-2672<br>Sold / 1067954              | 223,300 | 225,000 | 04/30/2009 | 13  | 3 | 3   | 2.5 | 1,495 | .172                   | 149.36 /<br>150.5  |
| 39 |  | <b>\$220,000</b><br>W236N1178 Kings<br>Ct<br>Pewaukee, WI<br>53188-1724<br>Sold / 1089861        | 224,900 | 220,000 | 08/26/2009 | 26  | 3 | 1.5 | 2   |       | 7/8 acre               | NA / NA            |
| 40 |   | <b>\$210,000</b><br>W266N2627<br>MEADOWBROOK<br>Pewaukee, WI                                     | 224,900 | 210,000 | 06/17/2009 | 67  | 2 | 1.5 | 2   |       | JUST UNDER AN<br>ACRE  | NA / NA            |

|    |   |   |         |         |            |     |   |     |     |       |                              |  |                    |  |
|----|---|---|---------|---------|------------|-----|---|-----|-----|-------|------------------------------|--|--------------------|--|
|    |     | 53072-4530<br>Sold / 1065930  |         |         |            |     |   |     |     |       |                              |  |                    |  |
| 41 |    | <b>\$194,900</b><br>W276N2830 Oak<br>ST<br>Pewaukee, WI<br>53072-4320<br>Sold / 1045517         | 224,900 | 194,900 | 01/15/2009 | 78  | 2 | 1   | 1   | 1,050 | .543 Acres                   |  | 214.19 /<br>185.62 |  |
| 42 |    | <b>\$220,000</b><br>N26W22012<br>Glenwood Ln<br>Pewaukee, WI<br>53186-8802<br>Sold / 1053826    | 225,000 | 220,000 | 05/14/2009 | 70  | 3 | 2   | 2   |       | .344                         |  | NA / NA            |  |
| 43 |    | <b>\$215,000</b><br>W223N2464<br>Glenwood<br>Pewaukee, WI<br>53186-1056<br>Sold / 1059734       | 229,900 | 215,000 | 08/21/2009 | 168 | 3 | 1.5 | 2   |       | .306                         |  | NA / NA            |  |
| 44 |    | <b>\$237,500</b><br>W227N2527<br>Meadowood<br>Pewaukee, WI<br>53186-1086<br>Sold / 1063728      | 229,900 | 237,500 | 06/30/2009 | 93  | 3 | 2   | 2   | 2,000 | .280 acre                    |  | 114.95 /<br>118.75 |  |
| 45 |    | <b>\$226,000</b><br>N27W27489<br>Woodland<br>Pewaukee, WI<br>53072-4344<br>Sold / 1060525       | 230,000 | 226,000 | 03/06/2009 | 16  | 2 | 2   | 2   |       | 100x150                      |  | NA / NA            |  |
| 46 |   | <b>\$225,000</b><br>202 Oaklawn CT<br>Pewaukee, WI<br>53072-2416<br>Sold / 1075696              | 234,900 | 225,000 | 08/03/2009 | 62  | 3 | 1.5 | 2   | 1,570 | .242 acres                   |  | 149.62 /<br>143.31 |  |
| 47 |  | <b>\$231,000</b><br>1261 Timber Ridge<br>Pewaukee, WI<br>53072-3981<br>Sold / 1055377           | 235,000 | 231,000 | 04/24/2009 | 92  | 3 | 2.5 | 2.5 | 1,515 | .324                         |  | 155.12 /<br>152.48 |  |
| 48 |  | <b>\$225,000</b><br>N21W22156<br>Glenwood Ln<br>Pewaukee, WI<br>53186-1061<br>Sold / 1084625    | 239,000 | 225,000 | 09/09/2009 | 58  | 4 | 2   | 2   | 1,600 | .349                         |  | 149.38 /<br>140.63 |  |
| 49 |  | <b>\$207,500</b><br>W237N1175 Kings<br>CT<br>Pewaukee, WI<br>53188-1724<br>Sold / 1045527       | 239,000 | 207,500 | 04/14/2009 | 140 | 3 | 2.5 | 6   |       | .72 Acres                    |  | NA / NA            |  |
| 50 |  | <b>\$232,000</b><br>418 Lookout Dr<br>Pewaukee, WI<br>53072-3620<br>Sold / 1080254              | 239,500 | 232,000 | 07/10/2009 | 19  | 3 | 2   | 2.5 |       | .696 acres                   |  | NA / NA            |  |
| 51 |  | <b>\$239,800</b><br>W275N1294 Spring<br>Hill Dr<br>Pewaukee, WI<br>53072-5332<br>Sold / 1039155 | 239,800 | 239,800 | 06/18/2009 | 242 | 3 | 2   | 1.5 |       | 3/4 of an Acre               |  | NA / NA            |  |
| 52 |  | <b>\$210,000</b><br>W224N2750<br>Burwood Ct<br>Pewaukee, WI<br>53186-1084<br>Sold / 1053525     | 239,900 | 210,000 | 02/25/2009 | 45  | 4 | 2.5 | 2   | 2,070 | .292 Acres per tax<br>record |  | 115.89 /<br>101.45 |  |
|    |   | <b>\$235,000</b><br>W224N2299   | 239,900 | 235,000 | 09/04/2009 | 153 | 3 | 3   | 1   | 1,900 | 244X1300                     |  | 126.26 /<br>123.68 |  |














|    |   |  |         |         |            |     |   |     |     |       |                             |  |                    |  |
|----|---|--|---------|---------|------------|-----|---|-----|-----|-------|-----------------------------|--|--------------------|--|
| 53 |     | Elmwood Dr<br>Pewaukee, WI<br>53186-1180<br>Sold / 1063926                                       |         |         |            |     |   |     |     |       |                             |  |                    |  |
| 54 |    | <b>\$236,000</b><br>W220N2794<br>Maplewood<br>Pewaukee, WI<br>53186-1064<br>Sold / 1093534       | 240,000 | 236,000 | 10/14/2009 | 75  | 3 | 2   | 2   | 1,700 | 0.302                       |  | 141.18 /<br>138.82 |  |
| 55 |    | <b>\$235,000</b><br>N33W22075 Hill N<br>Dale Cir<br>Pewaukee, WI<br>53072-4151<br>Sold / 1076960 | 244,900 | 235,000 | 07/29/2009 | 54  | 4 | 2   | 2.5 | 1,700 | About 1/2 AC                |  | 144.06 /<br>138.24 |  |
| 56 |    | <b>\$237,500</b><br>1263 Willow Grove<br>Dr<br>Pewaukee, WI<br>53072-3977<br>Sold / 1001799      | 245,000 | 237,500 | 02/17/2009 | 323 | 4 | 2   | 2.5 | 2,032 | 165x130x50x150              |  | 120.57 /<br>116.88 |  |
| 57 |    | <b>\$242,500</b><br>W223N2313<br>Glenwood Ln<br>Pewaukee, WI<br>53186-1130<br>Sold / 1093460     | 249,000 | 242,500 | 09/22/2009 | 23  | 3 | 1.5 | 2   | 1,577 | .313                        |  | 157.89 /<br>153.77 |  |
| 58 |    | <b>\$240,500</b><br>N40W22638<br>Overhill Ln<br>Pewaukee, WI<br>53072-2708<br>Sold / 1076051     | 249,900 | 240,500 | 10/13/2009 | 148 | 3 | 1.5 | 3   |       | .576 acres                  |  | NA / NA            |  |
| 59 |   | <b>\$252,000</b><br>W252N4304 Sussex<br>Rd<br>Pewaukee, WI<br>53072-2553<br>Sold / 1051389       | 249,900 | 252,000 | 02/20/2009 | 63  | 4 | 2.5 | 3   |       | 1.39                        |  | NA / NA            |  |
| 60 |  | <b>\$240,000</b><br>W236N1135<br>Archery Dr<br>Pewaukee, WI<br>53188-1719<br>Sold / 1037185      | 250,000 | 240,000 | 07/10/2009 | 301 | 4 | 2.5 | 2.5 |       | .549 per tax bill           |  | NA / NA            |  |
| 61 |  | <b>\$251,000</b><br>N27W26643<br>Lauderdale Dr<br>Pewaukee, WI<br>53072-4415<br>Sold / 1054960   | 258,000 | 251,000 | 03/26/2009 | 37  | 4 | 2.5 | 2.5 | 2,438 | .599 ACRES                  |  | 105.82 /<br>102.95 |  |
| 62 |  | <b>\$235,000</b><br>N17W27563<br>Lakefield Dr<br>Pewaukee, WI<br>53072-5346<br>Sold / 1098342    | 259,900 | 235,000 | 11/05/2009 | 46  | 3 | 2   | 3   | 2,068 | .88                         |  | 125.68 /<br>113.64 |  |
| 63 |  | <b>\$259,000</b><br>673 Laureate Ct<br>Pewaukee, WI<br>53072-2688<br>Sold / 1061373              | 264,500 | 259,000 | 04/09/2009 | 49  | 3 | 2   | 2.5 |       | 83 x 165 x 66 x<br>167      |  | NA / NA            |  |
| 64 |  | <b>\$260,000</b><br>N11W27904 W<br>White Oak Ct<br>Pewaukee, WI<br>53188-1202<br>Sold / 1064610  | 264,900 | 260,000 | 04/24/2009 | 21  | 4 | 2.5 | 2.5 |       | 1.6 acres, per city,<br>TBV |  | NA / NA            |  |
| 65 |  | <b>\$243,000</b><br>W225N2863<br>Foxwood Ln<br>Pewaukee, WI<br>53186-8825                        | 267,000 | 243,000 | 06/26/2009 | 41  | 3 | 2.5 | 2.5 |       | 0.281 Acre                  |  | NA / NA            |  |

|    |   |  |         |         |            |     |   |     |     |       |                         |                    |  |
|----|---|--|---------|---------|------------|-----|---|-----|-----|-------|-------------------------|--------------------|--|
|    |   | Sold / 1068983   |         |         |            |     |   |     |     |       |                         |                    |  |
| 66 |    | <b>\$262,500</b><br>1118 Carlee Ann Ln<br>Pewaukee, WI<br>53072-2670<br>Sold / 1074799         | 269,900 | 262,500 | 06/08/2009 | 40  | 3 | 2.5 | 2.5 |       | TBV                     | NA / NA            |  |
| 67 |    | <b>\$260,000</b><br>1235 Lake Park Dr<br>Pewaukee, WI<br>53072-2668<br>Sold / 1073856          | 269,900 | 260,000 | 08/04/2009 | 93  | 3 | 1.5 | 2.5 |       | 97x136x106x82           | NA / NA            |  |
| 68 |    | <b>\$265,000</b><br>N24W22416<br>Meadowood Ln<br>Pewaukee, WI<br>53186-1085<br>Sold / 1041138  | 269,900 | 265,000 | 03/26/2009 | 154 | 4 | 1.5 | 2.5 |       | 100X137                 | NA / NA            |  |
| 69 |    | <b>\$260,000</b><br>W220N2725<br>Maplewood Ln<br>Pewaukee, WI<br>53186-1024<br>Sold / 1078268  | 274,765 | 260,000 | 08/28/2009 | 110 | 4 | 2.5 | 2   |       | .321 Per City           | NA / NA            |  |
| 70 |    | <b>\$262,000</b><br>N28W22336<br>Foxwood Ln<br>Pewaukee, WI<br>53186-8858<br>Sold / 1067790    | 274,900 | 262,000 | 07/24/2009 | 73  | 3 | 2   | 2.5 |       | .311 Acres              | NA / NA            |  |
| 71 |    | <b>\$261,000</b><br>W224N2521<br>Ridgewood Ln<br>Pewaukee, WI<br>53186-1026<br>Sold / 1006330  | 279,000 | 261,000 | 07/22/2009 | 461 | 4 | 2.5 | 2.5 | 2,200 | 13,710 sq.<br>ft/survey | 126.82 /<br>118.64 |  |
| 72 |   | <b>\$280,000</b><br>W277N1415<br>Springhill Dr<br>Pewaukee, WI<br>53072-5399<br>Sold / 1054547 | 279,000 | 280,000 | 03/05/2009 | 26  | 3 | 2   | 3   | 2,000 | 1.079                   | 139.5 /<br>140     |  |
| 73 |  | <b>\$264,400</b><br>508 High St<br>Pewaukee, WI<br>53072-2410<br>Sold / 1071436                | 279,900 | 264,400 | 07/30/2009 | 64  | 3 | 2.5 | 3.5 | 2,574 | 80x120x80x116           | 108.74 /<br>102.72 |  |
| 74 |  | <b>\$272,500</b><br>W224N2833<br>Stonewood CT<br>Pewaukee, WI<br>53186-1042<br>Sold / 1044037  | 279,900 | 272,500 | 05/29/2009 | 207 | 3 | 2   | 2.5 | 1,970 | 0.46 AC MOL             | 142.08 /<br>138.32 |  |
| 75 |  | <b>\$250,000</b><br>N8W27550<br>Woodridge Ct<br>Pewaukee, WI<br>53188-1220<br>Sold / 1060210   | 279,900 | 250,000 | 07/21/2009 | 127 | 3 | 2.5 | 2.5 |       | .958 acre               | NA / NA            |  |
| 76 |  | <b>\$280,000</b><br>1369 Lake Park Ct<br>Pewaukee, WI<br>53072-6304<br>Sold / 1057932          | 284,900 | 280,000 | 03/16/2009 | 41  | 3 | 3.5 | 2.5 |       | TBV                     | NA / NA            |  |
| 77 |  | <b>\$277,900</b><br>N25W22455<br>Ridgewood Ln<br>Pewaukee, WI<br>53186-1039<br>Sold / 1096241  | 284,900 | 277,900 | 11/02/2009 | 44  | 4 | 2.5 | 2.5 | 2,364 | .424 acre               | 120.52 /<br>117.55 |  |
| 78 |  | <b>\$278,000</b><br>1250 Lake Park Dr<br>Pewaukee, WI<br>53072-2664<br>Sold / 1102987          | 289,900 | 278,000 | 11/19/2009 | 53  | 3 | 2.5 | 2   | 1,923 | 81x154x87x178           | 150.75 /<br>144.57 |  |

|    |   |   |         |         |            |     |   |     |     |       |                   |                    |
|----|---|---|---------|---------|------------|-----|---|-----|-----|-------|-------------------|--------------------|
| 79 |     | <b>\$281,833</b><br>1040 Turnberry DR<br>Pewaukee, WI<br>53072-2696<br>Sold / 1064003             | 289,900 | 281,833 | 04/10/2009 | 36  | 3 | 2   | 2.5 |       | .251 acre         | NA / NA            |
| 80 |    | <b>\$288,000</b><br>N27W22667<br>Burningwood Ln<br>Pewaukee, WI<br>53186-8800<br>Sold / 1067951   | 294,900 | 288,000 | 04/30/2009 | 36  | 3 | 2.5 | 2.5 | 2,100 | .357 Ac           | 140.43 /<br>137.14 |
| 81 |    | <b>\$285,000</b><br>W274N1238 Rolling<br>Ridge Dr<br>Pewaukee, WI<br>53188-1239<br>Sold / 1100338 | 294,900 | 285,000 | 10/28/2009 | 15  | 4 | 2   | 2.5 |       | .757 acres        | NA / NA            |
| 82 |    | <b>\$292,100</b><br>W227N2612<br>Meadowood LN<br>Pewaukee, WI<br>53186-8845<br>Sold / 1093926     | 299,500 | 292,100 | 11/25/2009 | 93  | 4 | 2.5 | 2   | 2,400 | .264 acre         | 124.79 /<br>121.71 |
| 83 |    | <b>\$275,000</b><br>689 Laureate Ct<br>Pewaukee, WI<br>53072-2688<br>Sold / 1094456               | 299,900 | 275,000 | 09/09/2009 | 19  | 4 | 3.5 | 2.5 |       | TBV               | NA / NA            |
| 84 |    | <b>\$303,000</b><br>N39W27132 Glacier<br>Rd<br>Pewaukee, WI<br>53072-2330<br>Sold / 1086614       | 312,000 | 303,000 | 08/18/2009 | 45  | 4 | 2.5 | 3   | 2,411 | 1.596 Acres       | 129.41 /<br>125.67 |
| 85 |   | <b>\$288,000</b><br>723 Alex Ct<br>Pewaukee, WI<br>53072-6535<br>Sold / 1073001                   | 314,900 | 288,000 | 07/31/2009 | 82  | 3 | 2.5 | 2.5 | 2,300 | .27               | 136.91 /<br>125.22 |
| 86 |  | <b>\$324,900</b><br>316 Jonathan Dr<br>Pewaukee, WI<br>53072-6540<br>Sold / 1062108               | 324,900 | 324,900 | 06/15/2009 | 53  | 4 | 2.5 | 2.5 | 2,220 | .342 acre         | 146.35 /<br>146.35 |
| 87 |  | <b>\$300,000</b><br>731 Laureate Dr<br>Pewaukee, WI<br>53072-2678<br>Sold / 1100206               | 324,900 | 300,000 | 10/30/2009 | 30  | 3 | 2.5 | 2.5 |       | 1/4 acre +/-      | NA / NA            |
| 88 |  | <b>\$309,400</b><br>N27W22329<br>Stonewood Ln<br>Pewaukee, WI<br>53186-1040<br>Sold / 1065034     | 324,900 | 309,400 | 06/12/2009 | 70  | 4 | 2.5 | 3   | 2,481 | .381 acre         | 130.96 /<br>124.71 |
| 89 |  | <b>\$310,000</b><br>N8W27287<br>Woodridge LN<br>Pewaukee, WI<br>53188-1261<br>Sold / 1078012      | 325,000 | 310,000 | 09/18/2009 | 111 | 4 | 2.5 | 2.5 | 2,494 | 1.003 acre        | 130.31 /<br>124.3  |
| 90 |  | <b>\$295,000</b><br>122 Maple Ave<br>Pewaukee, WI<br>53072-3439<br>Sold / 1037322                 | 339,000 | 295,000 | 07/10/2009 | 274 | 3 | 2.5 | 2   | 2,300 | tbv               | 147.39 /<br>128.26 |
| 91 |  | <b>\$328,500</b><br>N18W25018<br>Bluemound RD<br>Pewaukee, WI<br>53072-4625<br>Sold / 1052229     | 345,000 | 328,500 | 03/09/2009 | 58  | 3 | 2.5 | 2.5 | 2,500 | 2.025 acres       | 138 /<br>131.4     |
|    |   | <b>\$336,000</b><br>W273N1591 N   | 349,000 | 336,000 | 03/31/2009 | 225 | 4 | 2.5 | 4   | 2,554 | .47 Acre per town | 136.65 /<br>131.56 |

|     |   |  |         |         |            |     |   |     |      |       |                             |                    |  |  |
|-----|---|--|---------|---------|------------|-----|---|-----|------|-------|-----------------------------|--------------------|--|--|
| 92  |     | Lakefield Rd<br>Pewaukee, WI<br>53072-5394<br>Sold / 1025317                                   |         |         |            |     |   |     |      |       |                             |                    |  |  |
| 93  |    | <b>\$335,000</b><br>207 Westfield Way<br>Pewaukee, WI<br>53072-2561<br>Sold / 1078955          | 349,900 | 335,000 | 06/30/2009 | 10  | 3 | 2   | 3    | 2,044 | Approximately .372<br>Acres | 171.18 /<br>163.89 |  |  |
| 94  |    | <b>\$346,000</b><br>371 Westfield WAY<br>Pewaukee, WI<br>53072-2564<br>Sold / 1078614          | 349,900 | 346,000 | 07/15/2009 | 10  | 3 | 2   | 2.75 | 2,050 | .39 acre                    | 170.68 /<br>168.78 |  |  |
| 95  |    | <b>\$325,900</b><br>682 Bluestem Ct<br>Pewaukee, WI<br>53072-1952<br>Sold / 1062526            | 350,000 | 325,900 | 05/11/2009 | 38  | 0 | 0   | 3.5  |       | TBV                         | NA / NA            |  |  |
| 96  |    | <b>\$350,000</b><br>W261N2587 Deer<br>Haven<br>Pewaukee, WI<br>53072-4556<br>Sold / 1072408    | 350,000 | 350,000 | 07/06/2009 | 81  | 4 | 2.5 | 2.5  | 2,310 | .3 Acres                    | 151.52 /<br>151.52 |  |  |
| 97  |    | <b>\$345,000</b><br>N24W26700 Accent<br>CT<br>Pewaukee, WI<br>53072-4533<br>Sold / 1087101     | 369,900 | 345,000 | 08/06/2009 | 45  | 5 | 2.5 | 4    | 2,592 | 4.13 acres                  | 142.71 /<br>133.1  |  |  |
| 98  |    | <b>\$355,000</b><br>700 Alex Ct<br>Pewaukee, WI<br>53072-6535<br>Sold / 1074834                | 375,000 | 355,000 | 07/28/2009 | 76  | 4 | 2.5 | 3.5  |       | 1 acre                      | NA / NA            |  |  |
| 99  |   | <b>\$354,000</b><br>W232N3219<br>Greenbriar Rd<br>Pewaukee, WI<br>53072-5717<br>Sold / 1061164 | 379,000 | 354,000 | 09/23/2009 | 196 | 4 | 2.5 | 2.5  | 2,560 | .553 acres                  | 148.05 /<br>138.28 |  |  |
| 100 |  | <b>\$359,900</b><br>W277N2764<br>Chicory Ln<br>Pewaukee, WI<br>53072-4392<br>Sold / 1036169    | 379,900 | 359,900 | 03/23/2009 | 173 | 3 | 2.5 | 2.5  |       | TBD                         | NA / NA            |  |  |
| 101 |  | <b>\$391,500</b><br>W243N2719<br>Creekside Dr<br>Pewaukee, WI<br>53072-5883<br>Sold / 1061594  | 379,900 | 391,500 | 04/01/2009 | 25  | 4 | 3   | 3    | 2,600 | .326 ac                     | 146.12 /<br>150.58 |  |  |
| 102 |  | <b>\$382,000</b><br>N16W27500<br>Riverland Dr<br>Pewaukee, WI<br>53072-5382<br>Sold / 1064491  | 389,000 | 382,000 | 11/18/2009 | 230 | 4 | 2.5 | 3    |       | .672 Acre                   | NA / NA            |  |  |
| 103 |  | <b>\$367,500</b><br>315 Jonathan DR<br>Pewaukee, WI<br>53072-6540<br>Sold / 1057472            | 389,900 | 367,500 | 05/29/2009 | 96  | 4 | 2.5 | 2.5  | 3,254 | .3419 acres                 | 119.82 /<br>112.94 |  |  |
| 104 |  | <b>\$375,000</b><br>W271N2591<br>Orchard Ln<br>Pewaukee, WI<br>53072-4480<br>Sold / 1099102    | 389,900 | 375,000 | 10/29/2009 | 63  | 5 | 4   | 2.5  | 3,500 | .35                         | 111.4 /<br>107.14  |  |  |
|     |   | <b>\$374,000</b><br>N31W23755 Rough<br>Hill Rd   | 395,000 | 374,000 | 09/18/2009 | 42  | 4 | 2.5 | 2.5  |       | 107x179x150x201             | NA / NA            |  |  |



|     |   |  |         |         |            |     |   |     |     |                        |                    |
|-----|---|--|---------|---------|------------|-----|---|-----|-----|------------------------|--------------------|
| 118 |     | <b>\$435,000</b><br>W260N2847<br>Steeplechase Dr<br>Pewaukee, WI<br>53072-4575<br>Sold / 1075829 | 469,900 | 435,000 | 10/26/2009 | 151 | 4 | 2.5 | 3   | .55                    | NA / NA            |
| 119 |    | <b>\$465,000</b><br>N29W26151<br>Coachman Dr<br>Pewaukee, WI<br>53072-4587<br>Sold / 1090160     | 475,000 | 465,000 | 09/15/2009 | 37  | 4 | 2.5 | 3.5 | .52 Acres              | NA / NA            |
| 120 |    | <b>\$465,000</b><br>N31W23588 Rough<br>Hill Rd<br>Pewaukee, WI<br>53072-4062<br>Sold / 1073281   | 475,000 | 465,000 | 07/06/2009 | 33  | 4 | 2.5 | 3   | 181x224x81x187         | NA / NA            |
| 121 |    | <b>\$465,000</b><br>W224N3662<br>Ridgeside Ct<br>Pewaukee, WI<br>53072-4174<br>Sold / 1055667    | 479,000 | 465,000 | 03/23/2009 | 63  | 4 | 3.5 | 3.5 | 2,850 .55 Acre         | 168.07 /<br>163.16 |
| 122 |    | <b>\$475,000</b><br>N36W22580 Long<br>Valley Rd<br>Pewaukee, WI<br>53072-4181<br>Sold / 1039832  | 499,000 | 475,000 | 05/22/2009 | 220 | 5 | 4   | 3.5 | 3,182 Approx. 1/2 Acre | 156.82 /<br>149.28 |
| 123 |    | <b>\$450,000</b><br>1103 Stony Meadow<br>Ct<br>Pewaukee, WI<br>53072-1927<br>Sold / 1098451      | 499,900 | 450,000 | 10/02/2009 | 40  | 4 | 3.5 | 3.5 | 3,100 .56 acre         | 161.26 /<br>145.16 |
| 124 |  | <b>\$480,000</b><br>1054 Oak Cir<br>Pewaukee, WI<br>53072-1926<br>Sold / 1045386                 | 519,000 | 480,000 | 03/30/2009 | 109 | 3 | 2.5 | 3.5 | 2,563 .80 acres TBV    | 202.5 /<br>187.28  |
| 125 |  | <b>\$540,000</b><br>N27W26250<br>Coachman Dr<br>Pewaukee, WI<br>53072-4586<br>Sold / 1103923     | 549,900 | 540,000 | 11/02/2009 | 23  | 4 | 3.5 | 3.5 | 3,854 .591 Acres       | 142.68 /<br>140.11 |
| 126 |  | <b>\$490,000</b><br>485 Park Ave<br>Pewaukee, WI<br>53072-3440<br>Sold / 1076293                 | 549,900 | 490,000 | 06/30/2009 | 40  | 3 | 2.5 | 2.5 | 42x150                 | NA / NA            |
| 127 |  | <b>\$525,000</b><br>N51W26895<br>Carlene Dr<br>Pewaukee, WI<br>53072-1161<br>Sold / 1102633      | 559,900 | 525,000 | 12/17/2009 | 63  | 4 | 3.5 | 3.5 | 2,850 3.320            | 196.46 /<br>184.21 |
| 128 |  | <b>\$550,000</b><br>N29W26696<br>Peterson Dr<br>Pewaukee, WI<br>53072-4469<br>Sold / 1059191     | 575,000 | 550,000 | 07/21/2009 | 149 | 3 | 1.5 | 2   | .37                    | NA / NA            |
| 129 |  | <b>\$525,000</b><br>481 Park Ave<br>Pewaukee, WI<br>53072-3440<br>Sold / 1041732                 | 594,500 | 525,000 | 05/15/2009 | 182 | 3 | 2.5 | 2.5 | 50x175                 | NA / NA            |
| 130 |  | <b>\$561,500</b><br>W277N2836 Oak St<br>Pewaukee, WI<br>53072-4320<br>Sold / 1077031             | 599,900 | 561,500 | 08/28/2009 | 98  | 3 | 2   | 2   | 1,660 .286 Acres       | 361.39 /<br>338.25 |

|     |   |  |           |           |            |     |   |     |     |       |                  |                    |
|-----|---|--|-----------|-----------|------------|-----|---|-----|-----|-------|------------------|--------------------|
| 131 |     | <b>\$528,000</b><br>N29W27438<br>Peninsula Dr<br>Pewaukee, WI<br>53072-4326<br>Sold / 1029266    | 600,000   | 528,000   | 08/13/2009 | 344 | 2 | 2   | 2.5 | 1,960 | 99.5x176x100x181 | 306.12 /<br>269.39 |
| 132 |    | <b>\$610,000</b><br>503 Park Ave<br>Pewaukee, WI<br>53072-3442<br>Sold / 1074635                 | 649,500   | 610,000   | 10/23/2009 | 143 | 3 | 2.5 | 4   |       | 50x150           | NA / NA            |
| 133 |    | <b>\$619,900</b><br>N39W23797 Broken<br>Hill Cir<br>Pewaukee, WI<br>53072-2759<br>Sold / 1055944 | 649,900   | 619,900   | 03/27/2009 | 50  | 3 | 2.5 | 3   | 3,370 | TBV              | 192.85 /<br>183.95 |
| 134 |    | <b>\$660,000</b><br>1042 Oak Cir<br>Pewaukee, WI<br>53072-1926<br>Sold / 1074397                 | 699,900   | 660,000   | 07/03/2009 | 66  | 4 | 3.5 | 3.5 |       | .473 /city       | NA / NA            |
| 135 |    | <b>\$650,000</b><br>N39W23602 Broken<br>Hill Cir<br>Pewaukee, WI<br>53072-2776<br>Sold / 1100573 | 729,900   | 650,000   | 11/25/2009 | 51  | 4 | 3.5 | 3.5 | 3,550 | .559 Acres       | 205.61 /<br>183.1  |
| 136 |    | <b>\$699,900</b><br>624 Pondview Ct<br>Pewaukee, WI<br>53072-1952<br>Sold / 1035102              | 749,900   | 699,900   | 06/01/2009 | 263 | 5 | 3.5 | 3   | 4,446 | 38,159 sq ft     | 168.67 /<br>157.42 |
| 137 |   | <b>\$715,000</b><br>N37W22900<br>Wyndemere Dr<br>Pewaukee, WI<br>53072-4190<br>Sold / 1088712    | 749,900   | 715,000   | 10/07/2009 | 84  | 4 | 3.5 | 3.5 | 4,900 | .414 Acre        | 153.04 /<br>145.92 |
| 138 |  | <b>\$800,000</b><br>N39W23753 Broken<br>Hill Cir<br>Pewaukee, WI<br>53072-2759<br>Sold / 1046710 | 899,900   | 800,000   | 02/27/2009 | 122 | 3 | 2.5 | 3   | 3,138 | 25,443           | 286.78 /<br>254.94 |
| 139 |  | <b>\$1,050,000</b><br>N29W30712<br>Foxwood Dr<br>Pewaukee, WI<br>530724291<br>Sold / 1069598     | 1,149,900 | 1,050,000 | 09/11/2009 | 135 | 4 | 3.5 | 3   | 4,419 | 54,451 sf        | 260.22 /<br>237.61 |
| 140 |  | <b>\$1,180,000</b><br>W277N2575 Rocky<br>Point<br>Pewaukee, WI<br>53072-4330<br>Sold / 1093935   | 1,199,000 | 1,180,000 | 09/18/2009 | 34  | 4 | 5.5 | 4   | 4,351 | .732 ac          | 275.57 /<br>271.2  |
| 141 |  | <b>\$1,000,000</b><br>27572 Peninsula Dr<br>Pewaukee, WI<br>53072<br>Sold / 1088813              | 1,297,000 | 1,000,000 | 06/12/2009 | 8   | 4 | 3.5 | 3   | 4,500 | 70 x 208         | 288.22 /<br>222.22 |
| 142 |  | <b>\$1,265,000</b><br>N37W26719<br>Kopmeier Dr<br>Pewaukee, WI<br>53072-2339<br>Sold / 1019765   | 1,600,000 | 1,265,000 | 06/22/2009 | 312 | 6 | 5   | 4   | 7,500 | .583 Acres       | 213.33 /<br>168.67 |

Information is supplied by seller and other third parties and has not been verified.

Copyright 2010 by Multiple Listing Service, Inc. See [copyright notice](#).

Prepared by Your Local Home Team, Brad Koenig and Kati Hatfield 262-719-7393, on Monday, January 11, 2010 7:43 PM

|                     | <b>Original Price</b> | <b>List Price</b> | <b>Sale Price</b> | <b>CDOM</b> | <b>Price Chg</b>  | <b>% Price Chg</b> |
|---------------------|-----------------------|-------------------|-------------------|-------------|-------------------|--------------------|
| Volume              | \$51,220,604          | \$49,267,715      | \$46,046,333      |             |                   |                    |
| ■ Average           | \$360,708             | \$346,955         | \$324,269         | 153         | \$-26,038         | -7.1%              |
| ■ Median            | \$288,750             | \$279,000         | \$263,450         | 93          | \$-20,000         | -5.66%             |
| ■ Low               | \$108,000             | \$104,900         | \$93,500          | 4           | \$-199,000        | -24.91%            |
| ■ High              | \$1,799,000           | \$1,600,000       | \$1,265,000       | 769         | \$15,000          | 8.11%              |
| Number of listings* | 142 w/Orig. Pr.       | 142               | 142 sold          | 142         | 75 changed prices |                    |

\* The number of listings in each column reflects how many listings are represented by the aggregate statistics (average, median, etc.). The statistics across any row of aggregate statistics may not all refer to the same listing.