















| | | Price / Status / MLS # | List Price | Sold Price | Sold Date | Days On Market | Bedrooms | Total Bathrooms | Garage Spaces | Sq. Ft. | Lot Size | List/Sold Price Sqrt |
|----|---|---|------------|------------|------------|----------------|----------|-----------------|---------------|---------|---------------------|----------------------|
| 1 |  | \$235,000 S20W27444 Fenway DR N Waukesha, WI 53188-5257 Sold / 1045861 | 250,000 | 235,000 | 04/30/2009 | 160 | 3 | 2.5 | 2.5 | | 120x250x120x250 | NA / NA |
| 2 |  | \$240,000 2101 Hudson Way Waukesha, WI 53186-0302 Sold / 1098115 | 250,000 | 240,000 | 12/07/2009 | 54 | 4 | 2.5 | 2 | | TBV | NA / NA |
| 3 |  | \$237,500 2200 Kioa Ct Waukesha, WI 53188-5601 Sold / 1080942 | 250,000 | 237,500 | 07/09/2009 | 37 | 4 | 1.5 | 2.75 | 1,836 | 142x162x50x167 | 136.17 / 129.36 |
| 4 |  | \$250,000 2340 Tamarack Ln Waukesha, WI 53188-2045 Sold / 1099635 | 250,000 | 250,000 | 10/30/2009 | 41 | 3 | 2 | 2.5 | 2,003 | .27 | 124.81 / 124.81 |
| 5 |  | \$243,000 301 Windsor Dr Waukesha, WI 53186-6269 Sold / 1051283 | 250,000 | 243,000 | 04/27/2009 | 112 | 3 | 1.5 | 2 | 2,475 | 60x142 | 101.01 / 98.18 |
| 6 |  | \$229,900 1329 Garfield Ave Waukesha, WI 53186 Sold / 1046498 | 254,900 | 229,900 | 04/30/2009 | 185 | 3 | 2.5 | 2.5 | 1,736 | 58x186 | 146.83 / 132.43 |
| 7 |  | \$248,000 3620 Stillwater Cir Waukesha, WI 53189-6826 Sold / 1062312 | 254,900 | 248,000 | 05/18/2009 | 60 | 3 | 2.5 | 2.5 | 1,748 | .27 | 145.82 / 141.88 |
| 8 |  | \$240,000 3712 Stillwater Cir Waukesha, WI 53189-6838 Sold / 1050197 | 254,900 | 240,000 | 04/10/2009 | 140 | 3 | 2.5 | 2 | 2,002 | TBV | 127.32 / 119.88 |
| 9 |  | \$250,000 2811 Brighton Dr Waukesha, WI 53188-5975 Sold / 1039830 | 255,000 | 250,000 | 05/22/2009 | 209 | 3 | 2 | 2.5 | | 0.220 | NA / NA |
| 10 |  | \$248,900 1280 Swallow Rd Waukesha, WI 53189-7730 Sold / 1098548 | 255,900 | 248,900 | 10/09/2009 | 19 | 3 | 2.5 | 2 | | .21 acre | NA / NA |
| 11 |  | \$250,000 S50W22610 Partridge Ln Waukesha, WI 53189-9740 Sold / 1041797 | 257,450 | 250,000 | 02/26/2009 | 114 | 3 | 2.5 | 2.5 | 2,012 | 0.59 Acres | 127.96 / 124.25 |
| 12 |  | \$250,000 2903 Brookridge Ct. Waukesha, WI 53188-1278 Sold / 1098391 | 258,900 | 250,000 | 11/20/2009 | 63 | 3 | 2.5 | 2.5 | 2,193 | .320 ac | 118.06 / 114 |
| 13 |  | \$255,500 2415 Emslie Dr Waukesha, WI 53188-2019 Sold / 1041127 | 259,500 | 255,500 | 06/25/2009 | 272 | 3 | 2.5 | 2 | 2,118 | 0.26 per tax record | 122.52 / 120.63 |
| 14 | | \$256,000 2955 Stillwater Cir Waukesha, WI | 259,800 | 256,000 | 07/24/2009 | 121 | 3 | 2.5 | 2.5 | 1,890 | 1/3 Acre | 137.46 / 135.45 |

| | | | | | | | | | | | | | | |
|----|---|--|---------|---------|------------|-----|---|-----|-----|-------|---------------|--|--------------------|--|
| |  | 53189-6822 Sold / 1059349 | | | | | | | | | | | | |
| 15 |  | \$250,000 2827 Coventry Ln Waukesha, WI 53188-1340 Sold / 1059479 | 259,900 | 250,000 | 06/03/2009 | 75 | 4 | 2.5 | 2.5 | 2,520 | .37 | | 103.13 / 99.21 | |
| 16 |  | \$259,900 2557 Fox River Pkwy Waukesha, WI 53189-7747 Sold / 1092439 | 259,900 | 259,900 | 09/25/2009 | 67 | 4 | 2.5 | 2 | 2,152 | .28 acres | | 120.77 / 120.77 | |
| 17 |  | \$250,000 2423 Judith Ln Waukesha, WI 53188-2018 Sold / 1081024 | 259,900 | 250,000 | 07/31/2009 | 29 | 3 | 2 | 2 | | TBV | | NA / NA | |
| 18 |  | \$259,900 1006 Larchmont Dr Waukesha, WI 53186-6759 Sold / 1061220 | 259,900 | 259,900 | 06/05/2009 | 83 | 4 | 3.5 | 2.8 | | .27 per City | | NA / NA | |
| 19 |  | \$255,000 3626 Rivers Crossing Dr Waukesha, WI 53189-6829 Sold / 1078173 | 259,900 | 255,000 | 07/31/2009 | 20 | 3 | 2.5 | 2.5 | 1,748 | .20 | | 148.68 / 145.88 | |
| 20 |  | \$256,000 2035 Springbrook S Waukesha, WI 53186-1200 Sold / 1106869 | 259,900 | 256,000 | 12/21/2009 | 47 | 3 | 2.5 | 2.5 | 2,482 | .30 acres | | 104.71 / 103.14 | |
| 21 |  | \$244,000 W276N907 Willow Ct Waukesha, WI 53188-1292 Sold / 1039095 | 259,900 | 244,000 | 03/27/2009 | 166 | 4 | 2 | 2.5 | | 1.25 acre | | NA / NA | |
| 22 |  | \$245,000 2912 Cody Ct Waukesha, WI 53188-4521 Sold / 1028020 | 260,000 | 245,000 | 01/07/2009 | 84 | 4 | 2.5 | 2 | 2,767 | tbv | | 93.96 / 88.54 | |
| 23 |  | \$262,500 3716 Bayberry Dr Waukesha, WI 53189-6847 Sold / 1044899 | 263,900 | 262,500 | 05/29/2009 | 198 | 3 | 2 | 2 | 1,672 | .22 ac. | | 157.83 / 157 | |
| 24 |  | \$253,000 2207 Fox River Pkwy Waukesha, WI 53189-7734 Sold / 1086992 | 264,500 | 253,000 | 10/08/2009 | 106 | 4 | 2.5 | 2.5 | | .29 (per tax) | | NA / NA | |
| 25 |  | \$255,000 3819 Bayberry Dr Waukesha, WI 53189-6852 Sold / 1078834 | 264,900 | 255,000 | 07/21/2009 | 28 | 3 | 2.5 | 2.5 | 1,748 | .22 | | 151.54 / 145.88 | |
| 26 |  | \$255,000 S53W23667 Big Bend Rd Waukesha, WI 53189-9691 Sold / 1012574 | 264,900 | 255,000 | 02/20/2009 | 254 | 3 | 1.5 | 2 | 1,640 | 1.24 AC MOL | | 161.52 / 155.49 | |
| 27 |  | \$248,000 2807 Rolling View Dr Waukesha, WI 53188-1280 | 264,900 | 248,000 | 10/29/2009 | 54 | 3 | 2.5 | 2.5 | | .320 | | NA / NA | |















| | | | | | | | | | | | | | |
|----|---|--|---------|---------|------------|-----|---|-----|-----|-------|-----------------|--------------------|--|
| | | Sold / 1090817 | | | | | | | | | | | |
| 28 |  | \$255,000 2815 Rue Rae Ln Waukesha, WI 53188-1231 Sold / 1053324 | 264,900 | 255,000 | 01/26/2009 | 16 | 3 | 2.5 | 2.5 | 2,281 | 0.35 | 116.13 / 111.79 | |
| 29 |  | \$240,000 219 Stewart Hill DR Waukesha, WI 53188-4830 Sold / 1081132 | 264,900 | 240,000 | 08/31/2009 | 65 | 3 | 3 | 2 | 2,718 | .23 of an acre | 97.46 / 88.3 | |
| 30 |  | \$261,000 3728 Stillwater Cir Waukesha, WI 53189-6838 Sold / 1043668 | 264,900 | 261,000 | 03/03/2009 | 128 | 3 | 2.5 | 2.5 | 1,772 | .21 | 149.49 / 147.29 | |
| 31 |  | \$257,000 3820 Stillwater Cir Waukesha, WI 53189-6846 Sold / 1085568 | 264,900 | 257,000 | 08/10/2009 | 29 | 3 | 2.5 | 2.5 | 1,749 | .21 | 151.46 / 146.94 | |
| 32 |  | \$256,900 2362 N University Dr Waukesha, WI 53188-1479 Sold / 1075620 | 264,900 | 256,900 | 07/31/2009 | 45 | 3 | 3.5 | 2 | 1,868 | 0.25 acres/city | 141.81 / 137.53 | |
| 33 |  | \$255,000 521 N University DR Waukesha, WI 53188-2783 Sold / 1076533 | 264,900 | 255,000 | 09/30/2009 | 120 | 4 | 3 | 2 | | 76x136 | NA / NA | |
| 34 |  | \$267,000 1138 Dana LN Waukesha, WI 53189-7873 Sold / 1059388 | 267,000 | 267,000 | 03/20/2009 | 5 | 3 | 2 | 2.5 | | 130x154 | NA / NA | |
| 35 |  | \$259,000 W250S3913 Center Rd Waukesha, WI 53189-7807 Sold / 1079156 | 269,000 | 259,000 | 08/31/2009 | 10 | 4 | 2.5 | 2 | | .750 | NA / NA | |
| 36 |  | \$254,000 1101 River Place BLVD Waukesha, WI 53189-7871 Sold / 1029180 | 269,000 | 254,000 | 05/18/2009 | 203 | 3 | 2.5 | 2.5 | | .37 acre | NA / NA | |
| 37 |  | \$245,000 2906 Berkshire Ct Waukesha, WI 53188-1329 Sold / 1057372 | 269,700 | 245,000 | 05/19/2009 | 64 | 3 | 2.5 | 2 | | TBV | NA / NA | |
| 38 |  | \$265,000 2443 Emslie DR Waukesha, WI 53188-2019 Sold / 1107379 | 269,900 | 265,000 | 11/20/2009 | 4 | 4 | 2.5 | 2 | | .26 acre | NA / NA | |
| 39 |  | \$264,250 1208 Foxwood TI Waukesha, WI 53189-7726 Sold / 1059488 | 269,900 | 264,250 | 04/30/2009 | 62 | 4 | 2.5 | 2.8 | 2,278 | 0.40 acres/city | 118.48 / 116 | |
| 40 |  | \$260,000 115 S Porter Ave Waukesha, WI 53186-6325 Sold / 1039893 | 269,900 | 260,000 | 04/27/2009 | 191 | 4 | 2.5 | 2.5 | | .37 Acre | NA / NA | |
| | | \$249,000 2103 Springbrook South | 269,900 | 249,000 | 12/18/2009 | 66 | 3 | 2.5 | 2.5 | 2,345 | .32 acre | 115.1 / 106.18 | |

| | | | | | | | | | | | | | | |
|----|---|---|---------|---------|------------|-----|---|-----|-----|-------|----------------|--|--------------------|--|
| 41 |  | Waukesha, WI 53186-1225 Sold / 1101607 | | | | | | | | | | | | |
| 42 |  | \$255,000 2309 Tamarack Ln Waukesha, WI 53188-2038 Sold / 1062895 | 269,900 | 255,000 | 06/30/2009 | 112 | 4 | 2.5 | 2.5 | 2,043 | .25 acres | | 132.11 / 124.82 | |
| 43 |  | \$259,000 2809 Willard Ln Waukesha, WI 53188-1391 Sold / 1068922 | 269,900 | 259,000 | 06/10/2009 | 40 | 3 | 2 | 2.5 | 1,855 | .25 | | 145.5 / 139.62 | |
| 44 |  | \$259,000 4140 Stillwater Cir Waukesha, WI 53189-6855 Sold / 1050295 | 270,000 | 259,000 | 03/23/2009 | 110 | 3 | 2 | 2.5 | 1,672 | 0.22 Acres | | 161.48 / 154.9 | |
| 45 |  | \$269,800 3830 Creekside Dr Waukesha, WI 53189-9999 Sold / 1055242 | 273,090 | 269,800 | 06/15/2009 | 125 | 4 | 2.5 | 2 | 1,858 | 10,508 sq.ft. | | 146.98 / 145.21 | |
| 46 |  | \$267,500 1923 Fieldcrest Ln Waukesha, WI 53186-2681 Sold / 1062984 | 274,900 | 267,500 | 05/28/2009 | 70 | 3 | 2.5 | 2.5 | | .34 acre | | NA / NA | |
| 47 |  | \$262,500 2305 Rickert Dr Waukesha, WI 53189-7892 Sold / 1109040 | 274,900 | 262,500 | 11/30/2009 | 3 | 3 | 2.5 | 2.5 | 1,847 | TBV | | 148.84 / 142.12 | |
| 48 |  | \$275,000 2542 Emslie Dr Waukesha, WI 53188-2050 Sold / 1113380 | 275,000 | 275,000 | 12/31/2009 | 29 | 3 | 2 | 2 | 1,632 | .29 Acres | | 168.5 / 168.5 | |
| 49 |  | \$275,000 3836 Creekside Dr Waukesha, WI 53189-9999 Sold / 1087918 | 276,190 | 275,000 | 10/14/2009 | 67 | 3 | 2 | 2 | 1,543 | 10,961 sq.ft. | | 179 / 178.22 | |
| 50 |  | \$270,000 129 Manchester DR Waukesha, WI 53188-4117 Sold / 1057721 | 279,000 | 270,000 | 06/05/2009 | 79 | 3 | 2 | 2.5 | 2,104 | .44 Acres | | 132.6 / 128.33 | |
| 51 |  | \$266,000 1401 Hillside Dr Waukesha, WI 53186-8135 Sold / 1099340 | 279,100 | 266,000 | 10/30/2009 | 37 | 4 | 3.5 | 2.5 | | 1/3 of an Acre | | NA / NA | |
| 52 |  | \$270,000 4068 Stillwater Cir Waukesha, WI 53189-6854 Sold / 1028660 | 279,330 | 270,000 | 05/21/2009 | 248 | 4 | 2.5 | 2.5 | | .21 | | NA / NA | |
| 53 |  | \$270,000 2036 Cobblestone Ct Waukesha, WI 53188 Sold / 1064105 | 279,500 | 270,000 | 07/31/2009 | 131 | 4 | 2.5 | 2.5 | 2,987 | 56x123x181x201 | | 93.57 / 90.39 | |
| 54 |  | \$278,000 2424 Emslie Dr Waukesha, WI 53188-2019 Sold / 1093038 | 279,900 | 278,000 | 09/14/2009 | 37 | 4 | 2 | 2.5 | 2,342 | .26 | | 119.51 / 118.7 | |
| 55 | | \$272,000 2516 Emslie Dr Waukesha, WI | 279,900 | 272,000 | 05/28/2009 | 26 | 3 | 2.5 | 2 | 2,064 | .23 acres | | 135.61 / 131.78 | |

| | | | | | | | | | | | | | |
|----|---|---|---------|---------|------------|-----|---|-----|-----|-------|--------------------|--------------------|--|
| |  | 53188-2049 Sold / 1062883 | | | | | | | | | | | |
| 56 |  | \$252,000 W266S3374 Hazelwood Pl Waukesha, WI 53189-6221 Sold / 1043752 | 279,900 | 252,000 | 02/13/2009 | 92 | 3 | 2.5 | 2.5 | 1,956 | 1.09 per tax bill | 143.1 / 128.83 | |
| 57 |  | \$265,000 1709 Hunter Rd Waukesha, WI 53189-8233 Sold / 1043579 | 279,900 | 265,000 | 11/20/2009 | 359 | 3 | 2.5 | 2 | 1,836 | 0.26 Acres | 152.45 / 144.34 | |
| 58 |  | \$275,000 2148 Inverness Dr S Waukesha, WI 53186-1230 Sold / 1064130 | 279,900 | 275,000 | 08/12/2009 | 152 | 4 | 2.5 | 2.5 | 2,051 | City lot | 136.47 / 134.08 | |
| 59 |  | \$275,000 2708 Lavine Ln Waukesha, WI 53189-6830 Sold / 1050542 | 279,900 | 275,000 | 05/29/2009 | 160 | 4 | 3 | 2.5 | 2,123 | 81x117x115x120 | 131.84 / 129.53 | |
| 60 |  | \$275,000 2319 Patrick LN Waukesha, WI 53188-1397 Sold / 1042220 | 279,900 | 275,000 | 03/09/2009 | 22 | 3 | 3 | 3.5 | | .36 acre | NA / NA | |
| 61 |  | \$276,000 S24W22970 Morningside Dr Waukesha, WI 53186-6303 Sold / 1085488 | 284,000 | 276,000 | 07/31/2009 | 10 | 4 | 2.5 | 4 | 2,261 | .7 Acres | 125.61 / 122.07 | |
| 62 |  | \$275,500 1256 Woodview Dr Waukesha, WI 53189-7720 Sold / 1083714 | 284,900 | 275,500 | 07/16/2009 | 12 | 3 | 2.5 | 2.5 | 2,345 | 0.24 acre | 121.49 / 117.48 | |
| 63 |  | \$280,000 2515 Abbey Rd Waukesha, WI 53188-4121 Sold / 1090004 | 285,000 | 280,000 | 09/25/2009 | 64 | 3 | 2.5 | 2.5 | 2,005 | .49 TBV | 142.14 / 139.65 | |
| 64 |  | \$274,500 311 Glacier Ct Waukesha, WI 53188-4462 Sold / 1087853 | 285,000 | 274,500 | 10/27/2009 | 68 | 4 | 2.5 | 2.5 | 2,349 | .30 | 121.33 / 116.86 | |
| 65 |  | \$284,000 3809 Bayberry Dr Waukesha, WI 53189-6852 Sold / 1074793 | 287,000 | 284,000 | 06/17/2009 | 56 | 4 | 2.5 | 2.5 | 2,100 | .22 Acre | 136.67 / 135.24 | |
| 66 |  | \$287,500 1604 Legend Hill Ln Waukesha, WI 53189-8088 Sold / 1079079 | 287,500 | 287,500 | 08/21/2009 | 59 | 4 | 2.5 | 2.5 | 2,327 | Approx. 1/2 Acre | 123.55 / 123.55 | |
| 67 |  | \$285,000 1710 Boulder Ct Waukesha, WI 53189-8083 Sold / 1062540 | 289,000 | 285,000 | 03/27/2009 | 12 | 4 | 3.5 | 2.5 | 3,640 | 1.35 wooded acre | 79.4 / 78.3 | |
| 68 |  | \$280,000 S51W22927 Partridge Ln Waukesha, WI 53189745 Sold / 1056873 | 289,000 | 280,000 | 07/09/2009 | 131 | 3 | 2.5 | 2.7 | 2,140 | .580 acres Per Tax | 135.05 / 130.84 | |

| | | | | | | | | | | | | |
|----|---|---|---------|---------|------------|-----|---|-----|-----|-------|--------------|--------------------|
| 69 |  | \$280,000 3815 Bayberry DR Waukesha, WI 53189-6852 Sold / 1062377 | 289,900 | 280,000 | 03/31/2009 | 5 | 4 | 2.5 | 2.5 | 1,900 | 1/4 acre +/- | 152.58 / 147.37 |
| 70 |  | \$272,500 2925 Devonshire Ct Waukesha, WI 53188-1368 Sold / 1093452 | 289,900 | 272,500 | 10/08/2009 | 41 | 3 | 2.5 | 2.5 | 2,221 | .33 | 130.53 / 122.69 |
| 71 |  | \$282,000 2837 Emslie Dr Waukesha, WI 53188-1392 Sold / 1075936 | 289,900 | 282,000 | 07/17/2009 | 36 | 3 | 2.5 | 3 | 1,820 | .47 Acres | 159.29 / 154.95 |
| 72 |  | \$267,500 222 Manchester DR Waukesha, WI 53188-4118 Sold / 1082079 | 289,900 | 267,500 | 07/23/2009 | 13 | 3 | 2.5 | 2.5 | | .33 acre | NA / NA |
| 73 |  | \$271,000 616 McCall St Waukesha, WI 53186-5530 Sold / 1092532 | 289,900 | 271,000 | 12/21/2009 | 118 | 4 | 2.5 | 3 | 2,600 | 1/4 to 1/2 | 111.5 / 104.23 |
| 74 |  | \$278,000 4146 Stillwater Cir Waukesha, WI 53189-6855 Sold / 1043050 | 289,900 | 278,000 | 03/30/2009 | 146 | 4 | 3.5 | 2.5 | 2,300 | .21 | 126.04 / 120.87 |
| 75 |  | \$278,000 S55W29360 Holiday Point Dr Waukesha, WI 53189-9026 Sold / 1037093 | 290,000 | 278,000 | 02/27/2009 | 159 | 4 | 2.5 | 2.5 | 2,500 | 1 Acre | 116 / 111.2 |
| 76 |  | \$285,000 2812 Sandra LN Waukesha, WI 53188-2025 Sold / 1075590 | 294,000 | 285,000 | 06/26/2009 | 5 | 4 | 2.5 | 2 | 2,054 | .37 acres | 143.14 / 138.75 |
| 77 |  | \$287,000 4047 Stillwater CIR Waukesha, WI 53189-6854 Sold / 1065556 | 295,000 | 287,000 | 07/24/2009 | 85 | 4 | 2.5 | 2.5 | | .280 acres | NA / NA |
| 78 |  | \$295,980 2110 Springbrook S Waukesha, WI 53186-1225 Sold / 1072239 | 299,700 | 295,980 | 05/14/2009 | 20 | 3 | 2.5 | 2.5 | 2,398 | .34 | 124.98 / 123.43 |
| 79 |  | \$295,000 W279S3310 Ledward Ct Waukesha, WI 53189-6044 Sold / 1106556 | 299,800 | 295,000 | 12/21/2009 | 42 | 3 | 2.5 | 2.5 | 2,190 | 1 Acre | 136.89 / 134.7 |
| 80 |  | \$277,000 3036 Cone View Ln Waukesha, WI 53188-4428 Sold / 1083301 | 299,900 | 277,000 | 08/24/2009 | 36 | 3 | 2.5 | 3 | 2,408 | .41 | 124.54 / 115.03 |
| 81 |  | \$275,900 1674 Legend Hill Ln Waukesha, WI 53189-8088 Sold / 1054605 | 299,900 | 275,900 | 07/02/2009 | 177 | 3 | 3 | 2.5 | | .33 | NA / NA |
| 82 |  | \$283,500 2507 Manchester CT Waukesha, WI 53188-4119 Sold / 1046637 | 299,900 | 283,500 | 01/30/2009 | 83 | 4 | 3.5 | 2.5 | 2,290 | .33 acres | 130.96 / 123.8 |

| | | | | | | | | | | | | |
|----|---|---|---------|---------|------------|-----|---|-----|-----|-------|----------------|--------------------|
| 83 |  | \$290,000 600 Mesa CT Waukesha, WI 53188-4400 Sold / 1078415 | 299,900 | 290,000 | 06/22/2009 | 8 | 4 | 2.5 | 2 | | .310 acres | NA / NA |
| 84 |  | \$299,900 520 Oakmont Dr Waukesha, WI 53188-2539 Sold / 1047021 | 299,900 | 299,900 | 05/15/2009 | 180 | 3 | 2.5 | 2.5 | 2,471 | - | 121.37 / 121.37 |
| 85 |  | \$299,900 2307 Thrush Ct Waukesha, WI 53189-7767 Sold / 1066997 | 299,900 | 299,900 | 06/11/2009 | 33 | 5 | 2.5 | 2.5 | | 68x171x143x222 | NA / NA |
| 86 |  | \$290,000 1937 Deer Path Waukesha, WI 53189-8221 Sold / 1025068 | 308,900 | 290,000 | 03/31/2009 | 71 | 3 | 2.5 | 2.5 | 2,900 | 180x70x143x140 | 106.52 / 100 |
| 87 |  | \$298,500 603 McCall ST Waukesha, WI 53186-5528 Sold / 1032371 | 309,000 | 298,500 | 05/28/2009 | 176 | 4 | 1.5 | 2 | 2,800 | 59'X141' | 110.36 / 106.61 |
| 88 |  | \$304,000 912 Valley Hill Dr Waukesha, WI 53189-7877 Sold / 1084927 | 309,900 | 304,000 | 09/30/2009 | 58 | 3 | 2.5 | 2.5 | | .28 acres | NA / NA |
| 89 |  | \$310,000 208 Dairy AVE Waukesha, WI 53188-2680 Sold / 1053808 | 310,000 | 310,000 | 04/14/2009 | 55 | 3 | 2 | 2 | 2,146 | .27 acres | 144.45 / 144.45 |
| 90 |  | \$280,000 925 River Hill DR Waukesha, WI 53189-7880 Sold / 1048608 | 310,000 | 280,000 | 06/08/2009 | 155 | 3 | 2 | 2.5 | 2,081 | 91 x 135 | 148.97 / 134.55 |
| 91 |  | \$287,000 106 Manchester DR Waukesha, WI 53188-4117 Sold / 1019986 | 317,900 | 287,000 | 06/04/2009 | 319 | 4 | 3 | 2.5 | 4,065 | .25 acre | 78.2 / 70.6 |
| 92 |  | \$290,900 1919 Deer Path Waukesha, WI 53189-8221 Sold / 1053331 | 319,800 | 290,900 | 05/22/2009 | 131 | 3 | 2 | 2 | 2,035 | .32 Acre | 157.15 / 142.95 |
| 93 |  | \$315,000 2701 Campfire Crossing Waukesha, WI 53189-6804 Sold / 1070294 | 319,900 | 315,000 | 09/25/2009 | 143 | 4 | 3.5 | 2.5 | 2,361 | .35 Ac | 135.49 / 133.42 |
| 94 |  | \$300,000 318 Howell Ave Waukesha, WI 53188 Sold / 1060395 | 319,900 | 300,000 | 04/24/2009 | 59 | 3 | 2 | 3 | 1,728 | 10,661 | 185.13 / 173.61 |
| 95 |  | \$318,000 512 Westminster Dr Waukesha, WI 53186-6692 Sold / 1061638 | 319,900 | 318,000 | 04/09/2009 | 11 | 4 | 3 | 2.5 | | .33 | NA / NA |
| 96 |  | \$319,990 2108 Patrick Ln Waukesha, WI 53188-2687 Sold / 1044276 | 319,990 | 319,990 | 03/02/2009 | 34 | 3 | 2 | 2 | 1,687 | 0.210 Acres | 189.68 / 189.68 |
| | | \$310,000 307 Howell Ave | 324,900 | 310,000 | 07/24/2009 | 61 | 4 | 2 | 2.5 | 2,006 | .30 | 161.96 / 154.54 |

| | | | | | | | | | | | | | | | |
|-----|---|--|---------|---------|------------|-----|---|-----|-----|-------|------------------|--|--------------------|--|--|
| 97 |  | Waukesha, WI 53188-2678 Sold / 1072605 | | | | | | | | | | | | | |
| 98 |  | \$300,000 S23W26276 Canterbury LN Waukesha, WI 53188-5516 Sold / 1094294 | 325,000 | 300,000 | 11/19/2009 | 21 | 5 | 2.5 | 2.5 | 3,130 | 1.17 acres | | 103.83 / 95.85 | | |
| 99 |  | \$300,000 1714 Glacier Ridge Waukesha, WI 53188-8008 Sold / 1093655 | 325,000 | 300,000 | 08/28/2009 | 7 | 3 | 2 | 2.5 | | 13,475 | | NA / NA | | |
| 100 |  | \$325,000 2011 Wildberry CT Waukesha, WI 53186-1258 Sold / 1012303 | 325,000 | 325,000 | 07/31/2009 | 415 | 4 | 2.5 | 2 | | 1/3 acre +/- | | NA / NA | | |
| 101 |  | \$309,000 2535 Fox River Cir Waukesha, WI 53189-6850 Sold / 1088745 | 327,900 | 309,000 | 11/13/2009 | 107 | 4 | 2.5 | 2.5 | 2,423 | .270 | | 135.33 / 127.53 | | |
| 102 |  | \$293,000 2411 Emslie Ct Waukesha, WI 53188-1395 Sold / 1035862 | 329,000 | 293,000 | 06/15/2009 | 252 | 4 | 2.5 | 2.5 | 2,269 | .810 Acres | | 145 / 129.13 | | |
| 103 |  | \$326,000 608 Fairfield Way Waukesha, WI 53188-2665 Sold / 1060704 | 329,900 | 326,000 | 07/10/2009 | 131 | 5 | 3 | 2.5 | 3,122 | .66 | | 105.67 / 104.42 | | |
| 104 |  | \$325,000 W257S4940 Wood Lilly Ln Waukesha, WI 53189-9566 Sold / 1066146 | 329,900 | 325,000 | 03/11/2009 | 30 | 4 | 2.5 | 3.5 | 2,224 | 1 acre | | 148.34 / 146.13 | | |
| 105 |  | \$280,000 W237S4626 Big Bend Rd Waukesha, WI 53189-7966 Sold / 1028852 | 330,000 | 280,000 | 02/20/2009 | 200 | 3 | 2.5 | 2.8 | 2,338 | 1 Acre TBV | | 141.15 / 119.76 | | |
| 106 |  | \$320,000 2826 Willard Ln Waukesha, WI 53188-1391 Sold / 1082187 | 334,900 | 320,000 | 12/21/2009 | 159 | 4 | 2.5 | 3 | | .75 acre | | NA / NA | | |
| 107 |  | \$325,000 1977 Foxcroft Ln Waukesha, WI 53189-8025 Sold / 1065854 | 335,000 | 325,000 | 07/08/2009 | 99 | 3 | 2 | 3.5 | 1,970 | .33 | | 170.05 / 164.97 | | |
| 108 |  | \$328,450 S49W25420 Gruettner Waukesha, WI 53189-8600 Sold / 1072247 | 335,000 | 328,450 | 07/07/2009 | 40 | 4 | 3 | 2.5 | | 1.537 Acres, TBV | | NA / NA | | |
| 109 |  | \$322,000 1008 River Hill DR Waukesha, WI 53189-7878 Sold / 1072747 | 337,500 | 322,000 | 08/07/2009 | 80 | 3 | 2.5 | 3 | 2,330 | .28 acre | | 144.85 / 138.2 | | |
| 110 |  | \$292,450 W280S5990 Point Dr Waukesha, WI 53189-9045 Sold / 1050103 | 339,800 | 292,450 | 02/27/2009 | 98 | 4 | 2.5 | 2 | 1,916 | 5.0 Acres | | 177.35 / 152.64 | | |

| | | | | | | | | | | | | |
|-----|---|---|---------|---------|------------|-----|---|-----|------|-------|-------------------|--------------------|
| 111 |  | \$325,000 2209 Deer Path Waukesha, WI 53189-7738 Sold / 1010522 | 339,900 | 325,000 | 01/30/2009 | 256 | 4 | 2.5 | 2.5 | 2,527 | 1/4 acre | 134.51 / 128.61 |
| 112 |  | \$325,000 4035 Stillwater Cir Waukesha, WI 53189-6854 Sold / 1070856 | 339,900 | 325,000 | 09/17/2009 | 133 | 3 | 3.5 | 3 | 3,064 | TBV | 110.93 / 106.07 |
| 113 |  | \$335,000 S44W23624 Amy James Dr Waukesha, WI 53189-7958 Sold / 1040757 | 340,000 | 335,000 | 02/16/2009 | 121 | 4 | 2.5 | 2.5 | | 1.51 acres | NA / NA |
| 114 |  | \$328,000 310 Blair Ct Waukesha, WI 53188-4000 Sold / 1057166 | 345,000 | 328,000 | 08/24/2009 | 188 | 4 | 2.5 | 2.75 | 2,756 | .30 Acres | 125.18 / 119.01 |
| 115 |  | \$330,000 2926 Brendon Way Waukesha, WI 53188-4018 Sold / 1110862 | 345,000 | 330,000 | 12/21/2009 | 14 | 4 | 2.5 | 3 | | 201x57x200x81x145 | NA / NA |
| 116 |  | \$317,000 1818 Rockridge Way Waukesha, WI 53188 Sold / 1106872 | 345,950 | 317,000 | 12/18/2009 | 58 | 3 | 3.5 | 2.5 | 2,721 | .24 acre | 127.14 / 116.5 |
| 117 |  | \$337,000 2605 Fox Hill Dr Waukesha, WI 53189-6840 Sold / 1079782 | 349,000 | 337,000 | 08/14/2009 | 90 | 4 | 3.5 | 2.75 | 2,471 | .28 | 141.24 / 136.38 |
| 118 |  | \$340,000 109 Dairy Ave Waukesha, WI 53188-2673 Sold / 1067903 | 349,900 | 340,000 | 07/17/2009 | 95 | 4 | 2.5 | 2.5 | 2,352 | .25 Acre | 148.77 / 144.56 |
| 119 |  | \$325,000 1819 Glacier Ridge Rd Waukesha, WI 53188-2692 Sold / 1045649 | 349,900 | 325,000 | 08/03/2009 | 260 | 3 | 2.5 | 2.5 | 2,446 | .29 acre | 143.05 / 132.87 |
| 120 |  | \$334,500 118 Howell Ave Waukesha, WI 53188-2672 Sold / 1093858 | 349,900 | 334,500 | 10/09/2009 | 37 | 4 | 3 | 2.5 | | .27 | NA / NA |
| 121 |  | \$322,500 S52W25025 Sage Ct Waukesha, WI 53189-6910 Sold / 1076325 | 349,900 | 322,500 | 06/25/2009 | 38 | 3 | 2.5 | 3 | 2,212 | 1.018 acre | 158.18 / 145.8 |
| 122 |  | \$340,000 1716 Tallgrass Cir Waukesha, WI 53188-2659 Sold / 1062318 | 349,900 | 340,000 | 07/31/2009 | 155 | 4 | 3.5 | 3 | | .56 | NA / NA |
| 123 |  | \$334,000 W251S5070 Cartwright CIR Waukesha, WI 53189-9579 Sold / 1065797 | 350,000 | 334,000 | 06/24/2009 | 67 | 4 | 2 | 5.5 | 2,411 | 1.47 acres | 145.17 / 138.53 |
| 124 | | \$330,000 1827 Deer Path Waukesha, WI | 350,000 | 330,000 | 11/06/2009 | 91 | 3 | 2 | 2.5 | 2,120 | TBV | 165.09 / 155.66 |



53189-8228
Sold / 1089873

Information is supplied by seller and other third parties and has not been verified.

Copyright 2010 by Multiple Listing Service, Inc. See [copyright notice](#).

Prepared by Your Local Home Team, Brad Koenig and Kati Hatfield 262-719-7393, on Monday, January 11, 2010 7:53 PM

| | Original Price | List Price | Sale Price | CDOM | Price Chg | % Price Chg |
|---------------------|-----------------------|-------------------|-------------------|-------------|-------------------|--------------------|
| Volume | \$39,774,419 | \$36,224,400 | \$34,759,020 | | | |
| ■ Average | \$320,761 | \$292,132 | \$280,314 | 147 | -\$18,061 | -5.53% |
| ■ Median | \$289,900 | \$284,950 | \$275,000 | 113 | -\$14,900 | -4.81% |
| ■ Low | \$35,000 | \$250,000 | \$229,900 | 3 | -\$75,550 | -22.69% |
| ■ High | \$2,999,000 | \$350,000 | \$340,000 | 755 | \$80,000 | 29.64% |
| Number of listings* | 124 w/Orig. Pr. | 124 | 124 sold | 124 | 64 changed prices | |

* The number of listings in each column reflects how many listings are represented by the aggregate statistics (average, median, etc.). The statistics across any row of aggregate statistics may not all refer to the same listing.